


Local Control and Accountability Plan 2021-2024

2023-2024 LCAP

AIMS College Prep High School

1. 2023-2024 Budget Overview for Parents
2. 2023-2024 LCAP
3. Action Tables for 2022-2023 LCAP
4. Instructions for 2023-2024 LCAP



LCFF Budget Overview for Parents

Local Educational Agency (LEA) Name: AIMS College Prep High School

CDS Code: 01-01-61259-0111856

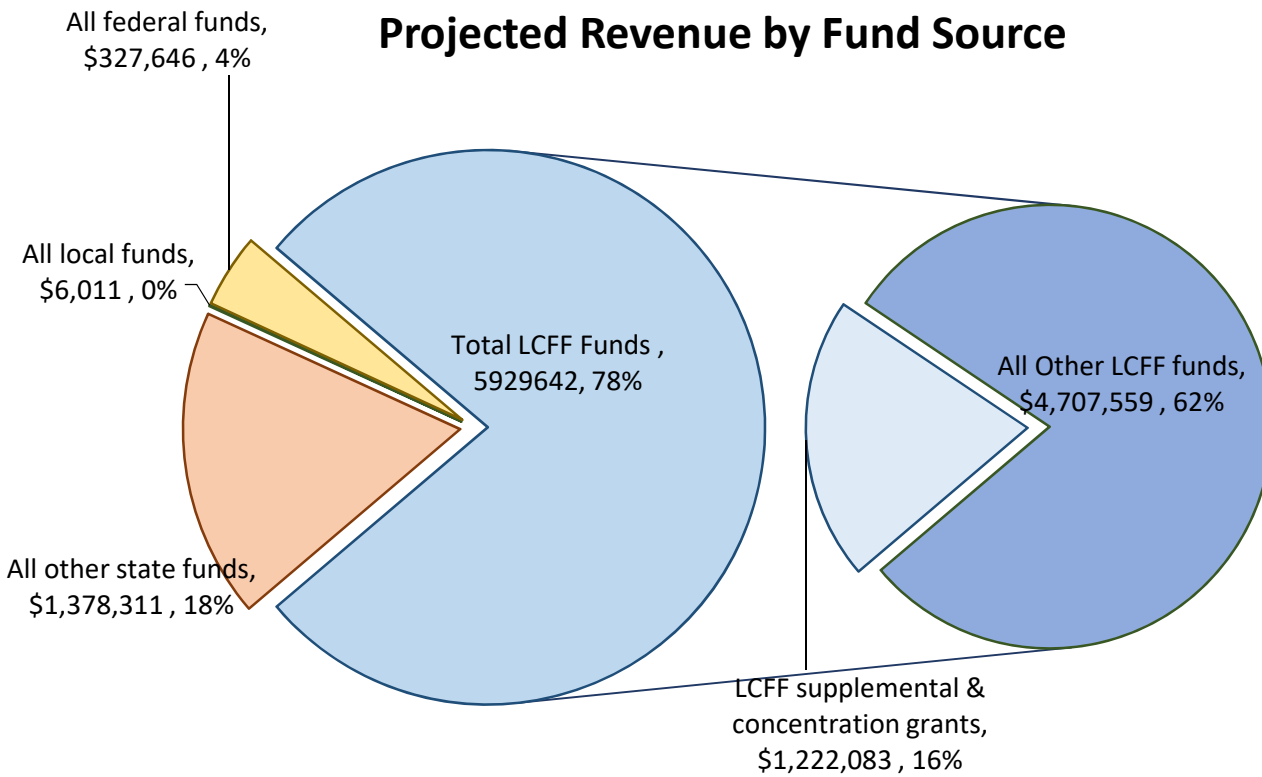
School Year: 2023-2024

LEA contact information: Natalie Glass, 510893-8701, natalie.glass@aimsk12.org

School districts receive funding from different sources: state funds under the Local Control Funding Formula (LCFF), other state funds, local funds, and federal funds. LCFF funds include a base level of funding for all LEAs and extra funding - called "supplemental and concentration" grants - to LEAs based on the enrollment of high needs students (foster youth, English learners, and low-income students).

Budget Overview for the 2023-2024 School Year

Projected Revenue by Fund Source

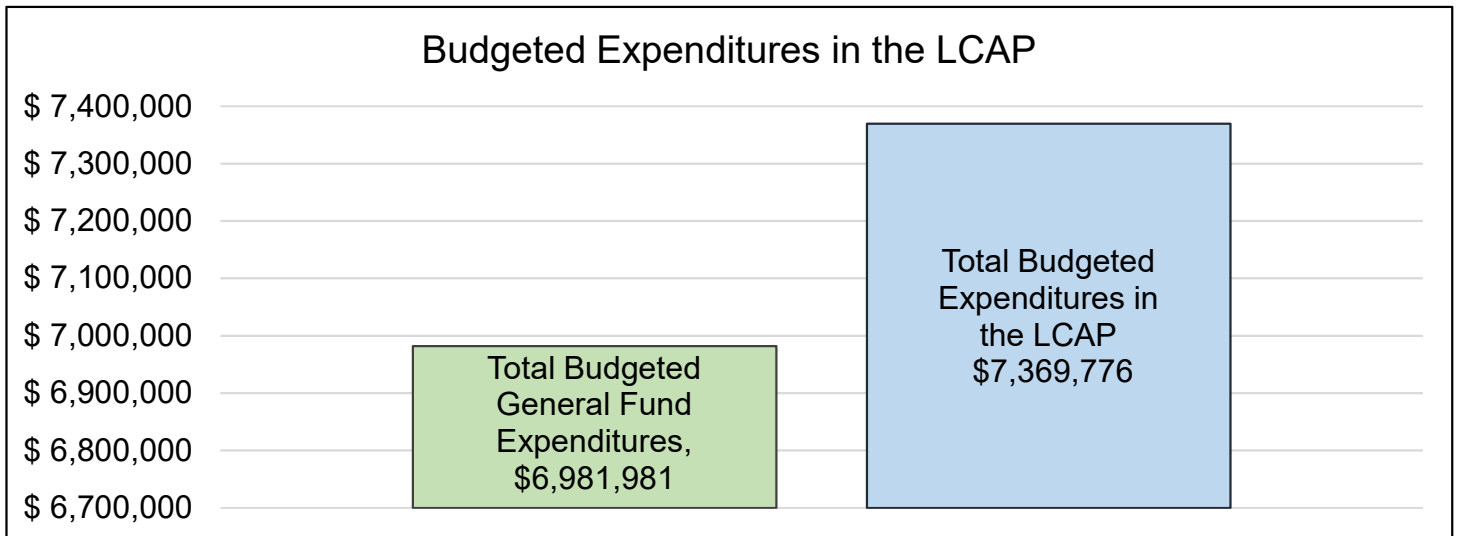


This chart shows the total general purpose revenue AIMS College Prep High School expects to receive in the coming year from all sources.

The text description for the above chart is as follows: The total revenue projected for AIMS College Prep High School is \$7,641,609.91, of which \$5,929,642.00 is Local Control Funding Formula (LCFF), \$1,378,311.43 is other state funds, \$6,010.89 is local funds, and \$327,645.59 is federal funds. Of the \$5,929,642.00 in LCFF Funds, \$1,222,083.00 is generated based on the enrollment of high needs students (foster youth, English learner, and low-income students).

LCFF Budget Overview for Parents

The LCFF gives school districts more flexibility in deciding how to use state funds. In exchange, school districts must work with parents, educators, students, and the community to develop a Local Control and Accountability Plan (LCAP) that shows how they will use these funds to serve students.



This chart provides a quick summary of how much AIMS College Prep High School plans to spend for 2023-2024. It shows how much of the total is tied to planned actions and services in the LCAP.

The text description of the above chart is as follows: AIMS College Prep High School plans to spend \$6,981,981.00 for the 2023-2024 school year. Of that amount, \$7,369,776.00 is tied to actions/services in the LCAP and \$-387,795.00 is not included in the LCAP. The budgeted expenditures that are not included in the LCAP will be used for the following:

General operational expenses are not included as they are considered base services for the student population. The LCAP has other funds besides LCFF.

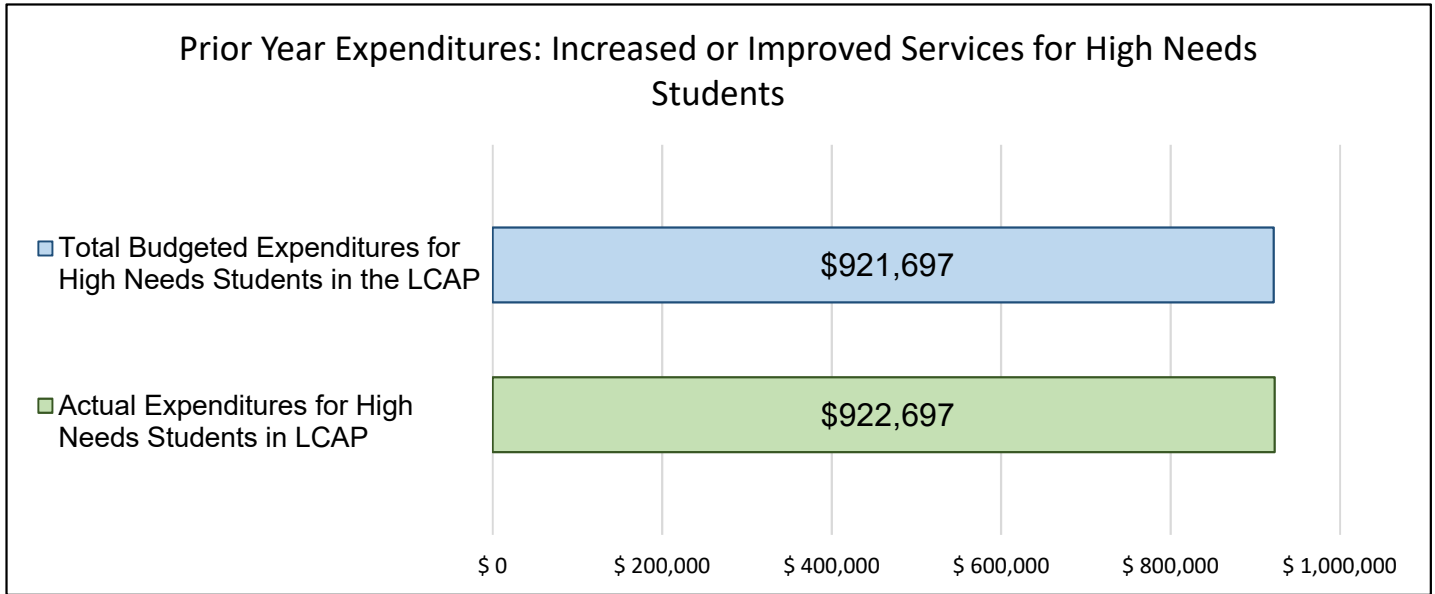
Increased or Improved Services for High Needs Students in the LCAP for the 2023-2024 School Year

In 2023-2024, AIMS College Prep High School is projecting it will receive \$1,222,083.00 based on the enrollment of foster youth, English learner, and low-income students. AIMS College Prep High School must describe how it intends to increase or improve services for high needs students in the LCAP. AIMS College Prep High School plans to spend \$221,270.00 towards meeting this requirement, as described in the LCAP. The additional improved services described in the plan include the following:

Most of the LCFF supplemental is spent schoolwide, and we have a very high percentage of high need students count so we are ensuring that we increase or improve services for high needs students.

LCFF Budget Overview for Parents

Update on Increased or Improved Services for High Needs Students in 2022-2023



This chart compares what AIMS College Prep High School budgeted last year in the LCAP for actions and services that contribute to increasing or improving services for high needs students with what AIMS College Prep High School estimates it has spent on actions and services that contribute to increasing or improving services for high needs students in the current year.

The text description of the above chart is as follows: In 2022-2023, AIMS College Prep High School's LCAP budgeted \$921,697.00 for planned actions to increase or improve services for high needs students. AIMS College Prep High School actually spent \$922,697.00 for actions to increase or improve services for high needs students in 2022-2023.

Local Control and Accountability Plan

The instructions for completing the Local Control and Accountability Plan (LCAP) follow the template.

Local Educational Agency (LEA) Name	Contact Name and Title	Email and Phone
AIMS College Prep High School (AIMS HS)	Natalie Glass, Director of Schools	natalie.glass@aims12.org 510-893-8701

Plan Summary [2023-2024]

General Information

A description of the LEA, its schools, and its students in grades transitional kindergarten–12, as applicable to the LEA.

AIMS College Prep High School is located in the heart of Lake Merritt, Oakland. We serve 443 students. The school community prides itself on being family oriented. The overarching goal is college and career readiness for all students and joint stakeholder strategic planning through the annual local control process aligns our resources and actions to serve our students in pursuit of this goal.

AIMS Mission Statement

Our mission at AIMS is to cultivate a community of diverse learners who achieve academic excellence. Our commitment to high expectations in attendance, academic achievement, and character development results in our students being prepared for lifelong success. The results driven culture at AIMS and the adherence to it with fidelity guarantees that all graduates earn admission into four year post-secondary programs and become productive members of society

AIMS Values At AIMS we value:

- Excellence - Commitment to excellence in all that we do
- Wisdom and Knowledge - Pursuit of wisdom and knowledge as intrinsically valuable
- Empathy - Recognition of dignity and worth of every human being Family and Community - Building of family and community
- Citizenship - Social awareness and justice that leads to action
- Legacy - The continued preservation and development of AIMS methodologies for 21st century learners and educators.

LCAP Goals

- 1) **Academics & Curriculum:** We will commit to academic excellence by ensuring that all students receive Data-Driven Instruction and curriculum in Common Core State Standards (CCSS), Next Generation Science Standards (NGSS,) other California State Standards (ELD, Social Studies, World Languages, Visual Performing Arts).
- 2) **Instruction Development & Support:** Provide high quality classroom instruction from appropriately credentialed teachers and staff that promotes college and career readiness with academic interventions and professional development to eliminate barriers to student success.
- 3) **Measurement of Data:** Use technology and supplemental education resources to increase staff effectiveness, progress monitor, and improve student outcomes in becoming 21st century learners and educators.
- 4) **School Culture & Climate:** Create a safe and positive school that's based upon the principles of family and community, the recognition of dignity and worth of every human being, and social awareness and justice that leads to action.

Reflections: Successes

A description of successes and/or progress based on a review of the California School Dashboard (Dashboard) and local data.

[Respond here]

Reflections: Identified Need

A description of any areas that need significant improvement based on a review of Dashboard and local data, including any areas of low performance and significant performance gaps among student groups on Dashboard indicators, and any steps taken to address those areas.

[Respond here]

LCAP Highlights

A brief overview of the LCAP, including any key features that should be emphasized.

Academics & Curriculum- Adopted additional supplemental curriculum in Science, ELA & History to support individualized needs

1. **Instruction Development & Support-** AIMS will attempt to increase teacher effectiveness by providing significant resources into highly qualified teachers, professional development, and PLC's. Additionally, Teachers on Special Assignment (TSA's), Instructional Coaches, and Academic Counselors will support in increasing teacher effectiveness.
2. **Measurement of Data-** AIMS will be adopting several benchmark examinations that are norm-referenced for local, statewide, and federal reporting purposes.

3. **School Culture & Climate-** AIMS will be hiring qualified, Student Activity Coordinators, and Campus Supervisors to support and create the positive physical, environmental, and social aspects of school that have a profound impact on student experiences, attitudes, behaviors, and performance. AIPCS II will aim to ensure that school culture and climate supports in helping students to be motivated to learn and stay in school. In a healthy and positive school culture, all students will experience equally a supportive learning environment and opportunities that help them learn and thrive.

Comprehensive Support and Improvement

An LEA with a school or schools eligible for comprehensive support and improvement must respond to the following prompts.

Schools Identified

A list of the schools in the LEA that are eligible for comprehensive support and improvement.

N/A

Support for Identified Schools

A description of how the LEA has or will support its eligible schools in developing comprehensive support and improvement plans.

N/A

Monitoring and Evaluating Effectiveness

A description of how the LEA will monitor and evaluate the plan to support student and school improvement.

N/A

Engaging Educational Partners

A summary of the process used to engage educational partners and how this engagement was considered before finalizing the LCAP.

LCAP Engagement meetings were held with all AIMS HS Staff and Teachers, Parents, and the Student Government Association. For constituency groups that were unable to attend these engagement meetings, all stakeholders were provided with an opportunity to provide their suggestions via survey.

The District English Learner Advisory Committee received updates and gave their input on the current ELD services.

A summary of the feedback provided by specific educational partners.

- Stakeholders believed that we were allocating funds into the proper places to benefit students
- Stakeholders felt that we needed more intervention support in terms of small group instruction and pull-outs
- Stakeholders wanted more Social Emotional Learning and support for students
- Stakeholders wish to continue the amount of extra curricular activities available for all students.

A description of the aspects of the LCAP that were influenced by specific input from educational partners.

For the creation of this LCAP, we took into account all of the stakeholders’ feedback from our various forms of engagement. In response to the feedback AIMS will increase support for teachers and provide more direct services to students for the 2023-2024 school year. Some of the new changes include the addition of positions like campus supervisors, licensed vocational nurses, student academic counselors, and a student activity coordinator, which will significantly increase student support and supervision. In addition, changes like the restructuring of instructional coaches, a proposed raise for teachers and staff, and the addition of teacher assistants will allow for more significant support for our staff and faculty.

Goals and Actions

Goal 1

Goal #	Description
[Goal #1]	Academics and Curriculum: We we will commit to academic excellence by ensuring that all students receive Data-Driven Instruction and curriculum in Common Core State Standards (CCSS), Next Generation Science Standards (NGSS,) other California State Standards (ELD, Social Studies, World Languages, Visual Performing Arts).

An explanation of why the LEA has developed this goal.

By strengthening our commitment to Academics and Instruction, teachers and students will receive appropriately assigned instructional materials that are based upon the standards and facilitate student learning and achievement. Teachers that deliver high-quality instruction through the implementation of State Standards. An achievement gap exists for at-risk students, including English Learners, Foster Youths, and Low Income Subgroups.

Measuring and Reporting Results

Metric	Baseline	Year 1 Outcome	Year 2 Outcome	Year 3 Outcome	Desired Outcome for 2023–24
English Learners making annual growth as measured by ELPAC annual growth data	2019-2020 ELPAC Year, 25% Progressed at least one ELPAC Level	In 2021-2022 ELPAC year, 46% progressed at least one ELPAC level based on data available as of 6/15/22	2022-2023 59% progressed at least one ELPAC level		2023-24 45%-50% progressed at least one ELPAC Level
English Learner Reclassification Rate	2020-2021 Baseline English Learner Reclassification rate 5%	In 2021-2022 the English Learner Reclassification rate was 8%	2022-2023 21% Reclassification rate		2023-24 <10% Growth over Baseline

Metric	Baseline	Year 1 Outcome	Year 2 Outcome	Year 3 Outcome	Desired Outcome for 2023–24
Percentage of High School Graduates Eligible for the California State Biliteracy Seal	< 10%	7.75%	4%		10%-15% percent of high school graduates eligible for the California State Biliteracy Seal.
The percentage of students who have passed an Advanced Placement (AP) examination with a score of three or higher.	30% students who have passed an Advanced Placement (AP) examination with a score of three or higher.	13.5% passed an Advanced Placement (AP) examination with a score of three or higher	TBD [Data Not Released Until July 5, 2023]		2023-24 40% of students have passed at least one Advanced Placement (AP) examination with a score of three or higher
The percentage of students scoring above state average in SAT	25% percentage of students scoring above state average in SAT	50.26% percentage of students scoring above California state average in SAT (October 21' and April 22' State SAT Averages)	34.83% percentage of students scoring above California state average in SAT		40% percentage of students scoring above state average in SAT

Actions

Action #	Title	Description	Total Funds	Contributing
1.1	Textbooks, Supplemental Curriculum, and Individual Online Learning Platforms	<p>Approved textbooks and standards aligned instructional materials will ensure that students will have access to appropriate curriculum.</p> <p>Supplement testing prep materials.</p> <p>Approved online learning programs to supplement learning and promote student success.</p> <p>Accelus, Quill Writing, IXL, Kami, additional learning programs.</p> <p>(LCFF)</p>	\$90,007	

Action #	Title	Description	Total Funds	Contributing
1.2	VAPA-Visual Performing Arts Department Resources	Additional materials and resources will be purchased to support the Visual Performing Arts Department.	\$60,000	
1.3	Instructional Materials	Instructional materials and supplies to implement curriculum-aligned instruction that includes learning tools, student planners, class materials and supplies.	\$45,000	
1.4	ELD Curriculum, ELD Field Trips, Supplies and Materials	ELD curriculum, supplies and materials will support instructional lesson plans to meet the needs of identified English Learner students. Field trips will enhance learning experiences. Title III	\$10,929	

Goal Analysis for [2022-23]

An analysis of how this goal was carried out in the previous year.

A description of any substantive differences in planned actions and actual implementation of these actions.

During the 2022-23 academic school year, the LEA implemented all actions as planned.

An explanation of material differences between Budgeted Expenditures and Estimated Actual Expenditures and/or Planned Percentages of Improved Services and Estimated Actual Percentages of Improved Services.

There were no differences in Budgeted Expenditures and Estimated Actual Expenditures and/or Planned Percentages of Improved Services and Estimated Actual Percentages of Improved Services.

An explanation of how effective the specific actions were in making progress toward the goal.

During the 2022-23 school year, curriculum and instruction was enhanced and modified to ensure that English Learners had access to CCSS and ELD Standards. This enhancement improved professional development and support for instructional staff, and increased planning time to incorporate ELD standards into integrated instructional time.

A description of any changes made to the planned goal, metrics, desired outcomes, or actions for the coming year that resulted from reflections on prior practice.

N/A

A report of the Total Estimated Actual Expenditures for last year's actions may be found in the Annual Update Table. A report of the Estimated Actual Percentages of Improved Services for last year's actions may be found in the Contributing Actions Annual Update Table.

Goal 2

Goal #	Description
[Goal #2]	Instruction, Development, and Support: Provide high quality classroom instruction from appropriately credentialed teachers and staff, that promotes college and career readiness with academic interventions and professional development to eliminate barriers to student success.

An explanation of why the LEA has developed this goal.

AIMS caters to the holistic needs of students by fully-funding all relevant and necessary instructional materials for students, school uniforms, and supplemental resources. Together, these two elements will help students, teachers, staff, and administrators thrive. We make sure to screen potential candidates and hire only those who are qualified to teach in an AIMS classroom. Our teachers go through weeks of professional development during the school year to ensure they are teaching up to our high standards.

Measuring and Reporting Results

Metric	Baseline	Year 1 Outcome	Year 2 Outcome	Year 3 Outcome	Desired Outcome for
Appropriately credentialed and assigned teachers	71.19% of teachers of teachers are appropriately credentialed and assigned.	86.67% of teachers are appropriately credentialed and assigned.	86.31% of teachers are appropriately credentialed and assigned.		90% of teachers are appropriately credentialed and assigned.
Teacher misassignment	28.81% teacher misassignment	13.33% teacher misassignment	13.69% teacher misassignment		10% of teacher misassignment

Metric	Baseline	Year 1 Outcome	Year 2 Outcome	Year 3 Outcome	Desired Outcome for
Student access to instructional materials and supplies	100% of students have access to board adopted materials and instructional supplies	100% of students have access to board adopted materials and instructional supplies	100% of students have access to board adopted materials and instructional supplies		100% of students have access to board adopted materials and instructional supplies
Professional Development Attendance	At least 80% of the staff will attend professional development when it occurs	At least 92% of staff attended professional development	At least 92% of staff attended professional development		At least 90% of the staff will attend professional development when it occurs

Actions

Action #	Title	Description	Total Funds	Contributing
2.1	Administrative Staff	The Director of Schools, Head of Division for Academics, and Dean of Students will run the day to day operations of AIMS .	\$310, 291.03	
2.2	Teachers, Substitutes	Appropriately assigned, trained, and credentialed Teachers (including SPED and ELD) and will provide high quality instruction to all students using AIMS practices and data driven strategies. Substitute teachers will also provide temporary classroom coverage for absent teachers.	1,560,184.02	
2.3	School Supplies and Uniforms (LCFF)	The school will provide all necessary resources and components to support student learning, including school supplies, uniforms, science lab, and other instructional materials.	\$30,000	

Action #	Title	Description	Total Funds	Contributing
2.4	Professional Development and Coaching	Ongoing professional development and learning opportunities and resources for teachers will enhance their skills to improve student outcomes. In addition, Integrated and Designated ELD PD will support general ed teachers in support of ELLs. Identified areas of development include Bloom's Taxonomy, Differentiated Instruction, Modified and Adapted Curriculum for EL and SPED students, and culturally responsive pedagogy. TSA's will provide extensive support for teachers through weekly coaching and professional development	\$58,693	
2.5	Support Staff	Support staff will provide regular and equitable instructional "push-in" and "pull-out" support to students. Support staff will also provide and promote a positive, proactive, professional, and efficient environment. Support Staff will include: Instruction Aids Clerks, Teacher Assistants, and Campus Supervisors	\$938,396.15	
2.6	College Bound Kids Coordinator and Program College Applications Scholarships (LCFF)	College bound kids will provide youth with the guidance, support and encouragement to attain college goals.	194,546.32	
2.7	Saturday Intervention Enrichment School, Students Tutors, Summer Intervention, Winter Intervention, Spring and Thanksgiving Intervention Program Coordinator Staffing and Supplies	AIMS will provide enrichment programming and academic intervention and support during planned school breaks as well as before and after school for expanded learning opportunities.	\$83,\$334.32	

Action #	Title	Description	Total Funds	Contributing
2.8	EI Dorado SELPA Agreement Fed SpEd	AIMS will contribute funds for eligible students to the EI Dorado SELPA for SPED Services, which includes individualized education plans, resources, and services for students with disabilities to be successful in school.	\$34,304.00	
2.9	SpEd Staff and Supplies and Materials for SpEd students (State SPED)	In conjunction with the AIMS K12 District, AIMS will maintain the SPED Director, Psychologist, Paraprofessional Aide, Speech Therapist, and Compliance Officer to provide support to AIMS SPED / 504 students.	\$356,664.10	
2.10	Academic Counselor, Student Activity Coordinator	AIMS will maintain the academic counselor to synthesize and analyze data and review student learning trends. The Student Activity Coordinator will maintain school events.	\$259,029.62	
2.11	ELD Coordinator & ELD Teacher (LCFF)	ELD Teacher will provide regular and equitable instruction to ELD students. ELD Coordinator will support teachers with lesson plans to embed and implement ELD standards.	\$110,000	
2.12	Instructional Coach	AIMS will hire Instructional Coaches to provide mentoring, guidance, support, and professional development to developing AIMS teachers. Instructional Coaches will help promote overall well-being and campus success.	\$50,360.54	F

Goal Analysis for [2022-23]

An analysis of how this goal was carried out in the previous year.

A description of any substantive differences in planned actions and actual implementation of these actions.

During the 2022-23 academic school year, all actions were implemented as planned.

An explanation of material differences between Budgeted Expenditures and Estimated Actual Expenditures and/or Planned Percentages of Improved Services and Estimated Actual Percentages of Improved Services.

There were no differences in Budgeted Expenditures and Estimated Actual Expenditures and/or Planned Percentages of Improved Services and Estimated Actual Percentages of Improved Services.

An explanation of how effective the specific actions were in making progress toward the goal.

AIMS continues to provide training and support for all teachers across the content areas. The Summer Bootcamp and our midyear Bootcamp held this year are examples of how we have continued our training for staff. Professional Learning Communities (PLC) training continued with a focus on student achievement, classroom instruction, and intervention.

A description of any changes made to the planned goal, metrics, desired outcomes, or actions for the coming year that resulted from reflections on prior practice.

The 100% goal for correctly assigned and credentialed teachers was modified in light of continuing Bay Area-wide teacher shortages and turnover. AIMS has made progress in realizing gains to move us out of Williams Assignment Monitoring. Effective the 2022-2023 Academic Year, AIMS added a senior level Credential Analyst to advise all prospective and employed teachers, gained approval for CTC Online recommendation access for teaching and English Learner Permits, increased the number of MOU's with teacher preparation programs to 8, and conducted regular meetings with Site Administrators to confer and consult regarding placing and monitoring assignments and credential status updates. Deficits in assignment monitoring understanding and credential program guidance are being remedied.

A report of the Total Estimated Actual Expenditures for last year's actions may be found in the Annual Update Table. A report of the Estimated Actual Percentages of Improved Services for last year's actions may be found in the Contributing Actions Annual Update Table.

Goal 3

Goal #	Description
[Goal #3]	Measurement of Data: Use technology and supplemental education resources to increase staff effectiveness, progress monitor, and improve student outcomes in becoming 21st century learners and educators.

An explanation of why the LEA has developed this goal.

AIPCS II will continue to analyze and assess verifiable data that is norm-referenced for reporting to the state and our charter authorizer, as this information will help determine how best to mitigate any potential student learning loss. We will also use technology and various online programs to track student performance data, share the data, and plan with it. We will administer assessments throughout the year to track all student's progress.

Measuring and Reporting Results

Metric	Baseline	Year 1 Outcome	Year 2 Outcome	Year 3 Outcome	Desired Outcome for 2023–24
Formative Assessment Scholastic Math Inventory (SMI)	50.0% of students will be at grade the grade level proficiency	20% Proficient	32% Proficient		50.0% of students will be at grade level proficiency
Formative Assessment Scholastic Reading Inventory (SRI)	50.0% of students will be at grade the grade level proficiency	57% Proficient	64% Proficient		60.0% of students will be at grade level proficiency
California Assessment of Student Performance and Progress Mathematics	63% of 11th grade students will reach proficiency in mathematics	36% Proficient	58% Proficient		60% of 11th grade students will reach proficiency in mathematics
California Assessment of Student Performance and Progress ELA	59% of 11th grade students will reach proficiency in English Language Arts	44% Proficient	66% Proficient		60% of 11th grade students will reach proficiency in English Language Arts
California Assessment of Student Performance and Progress Science	29.32% of all students will reach proficiency in Science	31% Proficient	N/A		50% of all students will reach proficiency in Science

Actions

Action #	Title	Description	Total Funds	Contributing
3.1	District-Wide Assessments & Data Platforms (LCFF)	<p>AIMS will contract with a third-party entity to to collect, analyze, and report academic data for school improvement, monitor student student progress, analyze trends, and meet local, state, and federal reporting requirements</p> <p>Unified Insights \$3,282.41 Illuminate Lumos Learning</p>	\$7600	
3.2	<p>HMH Scholastic Math Inventory/ HMH Scholastic Reading Inventory</p> <p>Title IV Funds</p>	<p>HMH Math Inventory is an adaptive, research-based assessment that reliably measures math ability and progress from Kindergarten to Algebra II in significantly less time than traditional assessments. Smart praise, based on mindset research, reinforces student knowledge and keeps confidence high throughout the assessment. Once complete, teachers are provided with data that have been transformed into actionable teaching strategies for each student. Proficiency levels dictate Statewide assessment trajectory.</p> <p>Scholastic Reading Inventory (SRI) Interactive is a computer-adaptive assessment designed to measure how well students read literature and expository texts of varying difficulties. This psychometrically valid assessment instrument can be used as a diagnostic tool to place students at the best level in the program so they can read with success. Includes professional development for teachers.</p>	\$7,000	

Goal Analysis for [2022-23]

An analysis of how this goal was carried out in the previous year.

A description of any substantive differences in planned actions and actual implementation of these actions.

[Respond here]

An explanation of material differences between Budgeted Expenditures and Estimated Actual Expenditures and/or Planned Percentages of Improved Services and Estimated Actual Percentages of Improved Services.

[Respond here]

An explanation of how effective the specific actions were in making progress toward the goal.

[Respond here]

A description of any changes made to the planned goal, metrics, desired outcomes, or actions for the coming year that resulted from reflections on prior practice.

[Respond here]

A report of the Total Estimated Actual Expenditures for last year's actions may be found in the Annual Update Table. A report of the Estimated Actual Percentages of Improved Services for last year's actions may be found in the Contributing Actions Annual Update Table.

Goal 4

Goal #	Description
[Goal #4]	School Culture and Climate: Create a safe and positive school that's based upon the principles of family and community, the recognition of dignity and worth of every human being, and social awareness and justice that leads to action.

An explanation of why the LEA has developed this goal.

To provide students and families with appropriate health services interventions to be healthy and be able to learn. These services are principally directed and are an effective use of funds, targeting our unduplicated students. COVID-19 has reminded us that the holistic needs of students (particularly mental health) must be taken into account in order to facilitate student and community success. Our goal is to provide a positive, safe, and comfortable environment where students and teachers only need to worry about teaching and learning. We also want to focus on

positive interactions with staff and students. We want to teach students how to learn from their mistakes, interact with their peers, and build trust within the school community.

With the rise of racial/ethnic violence spreading throughout the Bay Area, we at AIMS want to show that we are doing more than just providing verbal support. Through our practices in restorative justice, we have developed and will continue to practice using community circles. We find that this is the best way for students to create dialogue, learn about each other’s background, cultures, and mannerisms. Our goal is for everyone to talk about these issues head on and to learn to build friendships by discussing the current issues as well as their feelings. Teaching students to learn to accept others for who they are is one of the main goals which is rooted in Goal 4. As for students who have been victims or witnessed acts of violence because of their skin color or race, we will have an on-site counselor who will be there for emotional support. We want to make a stand and teach students to love thy neighbor. We want to show that the classroom is a safe space for students of all races.

Measuring and Reporting Results

Metric	Baseline	Year 1 Outcome	Year 2 Outcome	Year 3 Outcome	Desired Outcome for 2023–24
Attendance Rate	95% ADA	94.88% ADA	92.94% ADA		97.5% ADA
School Survey - Question regarding Safety	Student Response : 80% Family Response: 80%	Student Response : 89.6% Family Response: 92%	Student Response : 77.43% Family Response: 77%		Student Response: 85% Family Response: 85%
Family Survey - Question regarding High Expectations	Family Response: 85%	Family Response: 92%	Family Response: 86.15%		Family Response: 90%
Student Survey Student - Caring Relationships	Student Survey Response: 80%	Student Survey Response: 90.9%	Student Survey Response: 77.43%		Student Survey Response: 85%

Metric	Baseline	Year 1 Outcome	Year 2 Outcome	Year 3 Outcome	Desired Outcome for 2023–24
Percent of students in grades 9-12, receiving social emotional counseling, who reported an increased sense of connection and belonging.	No baseline data available (this data has not been previously collected)	This data has not been previously collected.	7/26: 27%		50% of students who received counseling will report an increased sense of connection and belonging. (Note: the desired outcome may be adjusted to reflect Year 2 Outcome).
School Wide Suspension Rate	School Wide Suspension Rate 5%	School Wide Suspension Rate 4.26%	School Wide Suspension Rate 3.68%		< 3%
School facility is maintained and in good repair. The facility received Good rating on the Facilities Inspection Tool	School facility is maintained and in good repair. For 2020-2021 the facility received Good rating on the Facilities Inspection Tool	School facility is maintained and in good repair. For 2021-2022 the facility received Good rating on the Facilities Inspection Tool	School facility is maintained and in good repair. For 2022-2023 the facility received Good rating on the Facilities Inspection Tool		The facility receives at least a Good rating on the Facilities Inspection Tool
Food Service Survey- Quality of meals and interest to enhance overall wellbeing	Positive Response of at least 70% or above	100% Positive Response	71% Positive Response		Positive Response of at least 75% or above

Actions

Action #	Title	Description	Total Funds	Contributing
4.1	AIMS K-12 College Prep Charter District CMO (LCFF)	The AIMS District CMO covers costs associated with the office of the Superintendent, the Business Department, Operations, and Human Resources. These departments help facilitate the management of the AIMS organization.	\$1,639,163.00	
4.2	Socioemotional Counselor / Mental Health Workshops / Presentations, and Program Expenses (LCFF)	The AIMS Socioemotional Counselor provides mild to moderate socioemotional guidance, counseling, and support to help promote the holistic well-being of students - particularly with extra care towards student mental health. Professional consultants from the mental health industry will provide training and support to the AIMS community.	\$46,270.15	
4.3	Health Coordinator (A-G)	The Health Coordinator will help to provide basic assessment, support student success by providing health care through assessment, intervention, and follow-up for all children within the school setting. By addressing the physical, mental, emotional, and social health needs, students will be supported in the learning process and poised for achievement.	\$98,885.92	
4.4	Community Liaison and Parent Engagement (LCFF)	The AIMS Community Liaison helps lead the Family Advisory Council (FAC) and provides wrap-around support, voices, and engagement activities for all families. Parent engagement such as Back to School Night, Open House, Town Hall Meetings	\$49,049.03	
4.5	Healthy and Nutritious Meals, Child Nutrition & Food Services [NSLP/SSO] (LCFF, SSO)	AIMS will implement its free-and reduced breakfast and lunch program to ensure that students are well-nourished and prepared to learn. Additionally, AIMS will continue to provide resources for nutrition education and materials to promote healthy alternatives that meet wellness policy and state and federal guidelines.	\$146,402	

Action #	Title	Description	Total Funds	Contributing
4.6	Custodial Staff, Facility Maintenance & Utilities (LCFF)	At AIMS, we believe that our school should continue to be clean and inviting, maintained and in good repair, and have the necessary supplies and utilities to be sustainable in an environmentally responsible manner. Custodial Staff will provide a clean and safe environment, based upon COVID-19 standards, with facilities maintained and in good repair.	\$508,265	
4.7	AIMS Athletic Department and Clubs (LCFF)	The purpose of the AIMS Athletic Department is to aid in the academic, emotional, mental, and physical development of our scholar-athletes through the promotion of teamwork, leadership, sportsmanship, and organized athletic competition.	\$119,000.00	
4.8	Oakland Enrolls / Schoolmint / PowerSchool - Student Information System / ParentSquare (LCFF)	<p>AIMS has partnered with Oakland Enrolls since its inception in 2016, which empowers Oakland families to make informed choices about their public school options and make the process of selecting and enrolling in a public school easy, efficient, transparent, and equitable.</p> <p>PowerSchool is the Student Information System that is used to keep track of attendance, gradebook and student demographic information.</p> <p>ParentSquare is an online digital communication tool that combines multiple communication streams (email, text, robocall) into one easy-to-use interface for families and staff. Parent Square also delivers secure documents and provides translation support in Chinese and Spanish languages.</p> <p>Oakland Enrolls- Schoolmint - PowerSchool - Student Information System ParentSquare</p>	\$25,000.00	
4.9	Public Transportation Support to Vulnerable Student Populations (LCFF)	AIMS will provide support to its most vulnerable student populations (low-income, homeless, foster care, etc.) by providing public transportation passes (clipper cards).	No Cost	

Action #	Title	Description	Total Funds	Contributing
4.10	IT Services / IT Maintenance (LCFF)	AIMS will contract IT services to help maintain and improve our wireless and technology infrastructure. School Site IT Services	\$10,000.00	
4.11	Computer / School Furniture Inventory (LCFF)	AIMS will continue to maintain and exceed its ratio of 1:1 computers per student, in order to ensure a steady inventory of working computers at any given time. AIMS will also review and examine its existing school furniture inventory in order to maintain a clean and inviting environment within its school.	\$79,500.00	
4.12	Campus Security / Bell System Enhancements (LCFF)	AIMS will commit to additional campus security enhancements, including the installation of additional security cameras and software, and enhancements to our digital bell system. AIMS will also commit to an orderly pick up and dismissal system. AIMS will be in compliance with school safety procedures and will carry out monthly drills.	\$6,000	
4.13	Experiential Learning / Field Trip Opportunities	AIMS will commit funding to permit students to engage in educational and end of year field trips. AIMS Middle School will promote college visits by committing to 8th grade college tours. \$20,000 LCFF \$30,000 - Art and Music Grant	\$50,000	
4.14	Teacher Appreciation	Different events and activities to show educator appreciation	5,000	

Action #	Title	Description	Total Funds	Contributing
4.15	School Culture Enhancements/ No Bullying Schools (LCFF)	<p>AIMS will commit to school culture by enhancing SEL with positive behavior programs, GoGuardian, assemblies and guest speakers, PBIS and PBIS events with incentives.</p> <p>AIMS will continue to implement Positive Behavior Intervention Support (PBIS) programs and incentives to provide access to social/emotional curriculum, encourage positive behavior through student rewards. Together, with restorative justice practices, and curriculum, PBIS will help increase student attendance, maintain a low suspension rate, and promote a safe and positive learning environment.</p> <p>The Golden Talon Yearbook AIMS will commit funding to the printing and distribution of The Golden Talon Yearbook, a student yearbook production.</p> <p>SGA The AIMS Student Government Association will provide opportunities for students to take on leadership roles in the school. The SGA will also help support all AIMS Clubs and Organizations in order to promote School / Cultural Events & Assemblies, and Guest Speakers to promote a positive and diverse environment.</p> <p>Student SWAG with school-wide campaign materials.</p> <p>PBIS - \$4500</p> <p>Talon Yearbook- \$35,000</p> <p>PBIS Incentives & Rewards - \$20,000 (LCFF)</p> <p>Go Guardian: \$ 5,400</p>	\$65,000	
4.16	Student Events (LCFF)	<p>AIMS will have student events such as graduation, orientations, honor roll assemblies with incentives, dances, spirit week</p> <p>Grad Supplies & Grad Venue- \$8500</p> <p>SGA /Assemblies- \$20,000</p>	\$28,500	
4.17	District Oversight Feed	OUSD oversight fee	\$56,886	
4.18	Lakeview Lease	Facility Use Agreement with Oakland Unified School District	\$230,000	

Goal Analysis for [2022-23]

An analysis of how this goal was carried out in the previous year.

A description of any substantive differences in planned actions and actual implementation of these actions.

During the 2021-22 academic school year, the LEA implemented all actions as planned.

An explanation of material differences between Budgeted Expenditures and Estimated Actual Expenditures and/or Planned Percentages of Improved Services and Estimated Actual Percentages of Improved Services.

There were no differences in Budgeted Expenditures and Estimated Actual Expenditures and/or Planned Percentages of Improved Services and Estimated Actual Percentages of Improved Services.

An explanation of how effective the specific actions were in making progress toward the goal.

AIMS successfully implemented the planned actions to ensure students' health & safety.

A description of any changes made to the planned goal, metrics, desired outcomes, or actions for the coming year that resulted from reflections on prior practice.

A new metric was added to support the social emotional development of all students. AIMS K12 partnered with the El Dorado Charter SELPA, beginning in July 2022, to build capacity around the creation of a special education program that uses a MTSS framework to provide a range of academic, social-emotional and behavioral services and supports. The metric is aimed at developing the whole child in an inclusive and equitable learning environment that closes equity gaps for all students'.

A report of the Total Estimated Actual Expenditures for last year's actions may be found in the Annual Update Table. A report of the Estimated Actual Percentages of Improved Services for last year's actions may be found in the Contributing Actions Annual Update Table.

Increased or Improved Services for Foster Youth, English Learners, and Low-Income Students for [LCAP Year]

Projected LCFF Supplemental and/or Concentration Grants	Projected Additional LCFF Concentration Grant (15 percent)
\$1,222,083	

Required Percentage to Increase or Improve Services for the LCAP Year

Projected Percentage to Increase or Improve Services for the Coming School Year	LCFF Carryover — Percentage	LCFF Carryover — Dollar	Total Percentage to Increase or Improve Services for the Coming School Year
25.96%			

The Budgeted Expenditures for Actions identified as Contributing may be found in the Contributing Actions Table.

Required Descriptions

For each action being provided to an entire school, or across the entire school district or county office of education (COE), an explanation of (1) how the needs of foster youth, English learners, and low-income students were considered first, and (2) how these actions are effective in meeting the goals for these students.

Goal 1: There was a broader need to enhance and modify EL curriculum and instruction to ensure English Learners have access to CCSS and ELD Standards. These enhancements will include increased professional development and support for instructional staff, and increased planning time to incorporate ELD standards into integrated instructional time. As a result of this action, teachers and staff will be aware of which students are in need of the most support so that they can be placed in intervention right away.

Goal 2: There was a need to increase intervention services to EL Students throughout all AIMS HS classes. For these reasons, our ELD Teacher will take on a new role as an ELD TSA and will help provide additional intervention support to general ed teachers in support of ELLs. To ensure a high-quality academic program for English learners: There are 3 ELD Courses that are provided to enhance Designated ELD to build language skills and integrated ELD to support acquisition of content knowledge. TSA’s will partner with the ELD Coordinator in providing professional development in differentiating instruction techniques, based on the specific needs of newcomer ELs and Long Term English Learner Students.

Goal 3 Our district wide assessment and data platform allows teachers to see assessment data in real time while Academic Intervention support will help remediate skill deficits and accelerate learning to close the achievement gap.

A description of how services for foster youth, English learners, and low-income students are being increased or improved by the percentage required.

To ensure a high-quality academic program for English learners, the ELD program will continue to enhance the PD for integrated and designated ELD. The ELD teacher will collaborate with general education teachers to improve the performance of ELs in AP Courses.

There will be instructional aides who will provide the appropriate support for all levels of English Learners.

The Enhanced Curriculum / Instruction for English Language Learners will help support teachers with EL strategies to implement in Integrated ELD and in Designated ELD.

With the District Wide Assessment and Data Platform in place; teachers, admins, stakeholders, etc. will be able to progress monitor all students including English Learners. Tracking and placing students in intervention would be more efficient. Data will be easier to monitor and struggling students can be identified sooner for intervention.

A description of the plan for how the additional concentration grant add-on funding identified above will be used to increase the number of staff providing direct services to students at schools that have a high concentration (above 55 percent) of foster youth, English learners, and low-income students, as applicable.

[Respond here]

Staff-to-student ratios by type of school and concentration of unduplicated students	Schools with a student concentration of 55 percent or less	Schools with a student concentration of greater than 55 percent
Staff-to-student ratio of classified staff providing direct services to students	[Provide ratio here]	1:89

Staff-to-student ratios by type of school and concentration of unduplicated students	Schools with a student concentration of 55 percent or less	Schools with a student concentration of greater than 55 percent
Staff-to-student ratio of certificated staff providing direct services to students	[Provide ratio here]	1:28

Local Control and Accountability Plan (LCAP) Action Tables Template

Developed by the California Department of Education, March 2022

2023-2024 Data Entry Table: Inclusion as part of the LCAP Template is optional

LCAP Year (Input)	1. Projected LCFF Base Grant (Input Dollar Amount)	2. Projected LCFF Supplemental and/or Concentration Grants (Input Dollar Amount)	3. Projected Percentage to Increase or Improve Services for the Coming School Year (2 divided by 1)	LCFF Carryover — Percentage (Input Percentage from Prior Year)	Total Percentage to Increase or Improve Services for the Coming School Year (3 + Carryover %)
2023-2024	\$ 5,224,658	\$ 1,222,083	23.39%	0.00%	23.39%

Goal #	Action #	Action Title	Student Group(s)	Contributing to Increased or Improved Services?	Scope	Unduplicated Student Group(s)	Location	Time Span	Total Personnel	Total Non-personnel	LCFF Funds	Other State Funds	Local Funds	Federal Funds	Total Funds	Planned Percentage of Improved Services
1	1	Textbooks, Supplemental Curriculum, and Individual Online Learning Platforms	All Students	No	LEA-wide	All	AIMS HS	Ongoing	\$ -	\$ 90,007	\$ 90,007	\$ -	\$ -	\$ -	\$ 90,007	0.00%
1	2	VAPA-Visual Performing Arts Department Resources	All Students	No	LEA-wide	All	AIMS HS	Ongoing	\$ -	\$ 60,000	\$ -	\$ 60,000	\$ -	\$ -	\$ 60,000	0.00%
1	3	Instructional Materials	All Students	No	LEA-wide	All	AIMS HS	Ongoing	\$ -	\$ 45,000	\$ 45,000	\$ -	\$ -	\$ -	\$ 45,000	0.00%
1	4	ELD Curriculum, ELD Field Trips, Supplies and Materials	EL Students	Yes	Limited	English Learners	AIMS HS	Ongoing	\$ -	\$ 10,929	\$ -	\$ -	\$ -	\$ 10,929	\$ 10,929	0.00%
2	1	Administrative Staff	All Students	No	LEA-wide	All	AIMS HS	Ongoing	\$ 310,291	\$ -	\$ 310,291	\$ -	\$ -	\$ -	\$ 310,291	0.00%
2	2	Teachers, Substitutes	All Students	No	LEA-wide	All	AIMS HS	Ongoing	\$ 1,560,184	\$ -	\$ 1,560,184	\$ -	\$ -	\$ -	\$ 1,560,184	0.00%
2	3	School Supplies and Uniforms (LCFF)	All Students	No	LEA-wide	All	AIMS HS	Ongoing	\$ -	\$ 30,000	\$ 30,000	\$ -	\$ -	\$ -	\$ 30,000	0.00%
2	4	Professional Development and Coaching	All Students	No	LEA-wide	All	AIMS HS	Ongoing	\$ -	\$ 58,693	\$ -	\$ -	\$ -	\$ 58,693	\$ 58,693	0.00%
2	5	Support Staff	All Students	No	LEA-wide	All	AIMS HS	Ongoing	\$ 938,396	\$ 0	\$ 938,396	\$ -	\$ -	\$ -	\$ 938,396	0.00%
2	6	College Bound Kids Coordinator and Program College Applications	All Students	No	LEA-wide	All	AIMS HS	Ongoing	\$ 194,546	\$ -	\$ 194,546	\$ -	\$ -	\$ -	\$ 194,546	0.00%
2	7	Saturday Intervention Enrichment School, Students Tutors, Summer Intervention, Winter Intervention,	All Students	Yes	LEA-wide	All	AIMS HS	Ongoing	\$ -	\$ 83,334	\$ -	\$ 83,334	\$ -	\$ -	\$ 83,334	0.00%
2	8	EI Dorado SELPA Agreement Fed SpEd	SPED	Yes	Limited	All	AIMS HS	Ongoing	\$ -	\$ 34,304	\$ -	\$ -	\$ -	\$ 34,304	\$ 34,304	0.00%
2	9	SpEd Staff and Supplies and Materials for SpEd students (State SPED)	SPED	Yes	Limited	All	AIMS HS	Ongoing	\$ -	\$ 356,664	\$ -	\$ 356,664	\$ -	\$ -	\$ 356,664	0.00%
2	10	Academic Counselor, Student Activity Coordinator	All Students	No	LEA-wide	All	AIMS HS	Ongoing	\$ 259,030	\$ -	\$ 259,030	\$ -	\$ -	\$ -	\$ 259,030	0.00%
2	11	ELD Coordinator & ELD IA (LCFF)	All Students	Yes	Limited	English Learners	AIMS HS	Ongoing	\$ 110,000	\$ -	\$ 110,000	\$ -	\$ -	\$ -	\$ 110,000	0.00%
2	12	Instructional Coach	All Students	No	LEA-wide	All	AIMS HS	Ongoing	\$ 50,361	\$ -	\$ 50,361	\$ -	\$ -	\$ -	\$ 50,361	0.00%
3	1	District-Wide Assessments & Data Platforms (LCFF)	All Students	No	LEA-wide	All	AIMS HS	Ongoing	\$ -	\$ 7,600	\$ 7,600	\$ -	\$ -	\$ -	\$ 7,600	0.00%
3	2	HMH Scholastic Math Inventory/ HMH Scholastic Reading Inventory/ Quill Writing (Title IV Funds)	All Students	No	LEA-wide	All	AIMS HS	Ongoing	\$ -	\$ 7,000	\$ -	\$ -	\$ -	\$ 7,000	\$ 7,000	0.00%
4	1	AIMS K-12 College Prep Charter District CMO (LCFF)	All Students	No	LEA-wide	All	AIMS HS	Ongoing	\$ -	\$ 1,639,163	\$ 1,639,163	\$ -	\$ -	\$ -	\$ 1,639,163	0.00%
4	2	Socioemotional Counselor / Mental Health Workshops / Presentations, and Program Expenses	All Students	Yes	LEA-wide	All	AIMS HS	Ongoing	\$ -	\$ 46,270	\$ 46,270	\$ -	\$ -	\$ -	\$ 46,270	0.00%
4	3	Health Coordinator (A-G)	All Students	No	LEA-wide	All	AIMS HS	Ongoing	\$ -	\$ 98,886	\$ -	\$ -	\$ -	\$ 98,886	\$ 98,886	0.00%
4	4	Community Liaison and Parent Engagement (LCFF)	All Students	No	LEA-wide	All	AIMS HS	Ongoing	\$ 49,049	\$ (0)	\$ 49,049	\$ -	\$ -	\$ -	\$ 49,049	0.00%

2023-2024 Data Entry Table: Inclusion as part of the LCAP Template is optional

LCAP Year (Input)	1. Projected LCFF Base Grant (Input Dollar Amount)	2. Projected LCFF Supplemental and/or Concentration Grants (Input Dollar Amount)	3. Projected Percentage to Increase or Improve Services for the Coming School Year (2 divided by 1)	LCFF Carryover — Percentage (Input Percentage from Prior Year)	Total Percentage to Increase or Improve Services for the Coming School Year (3 + Carryover %)
2023-2024	\$ 5,224,658	\$ 1,222,083	23.39%	0.00%	23.39%

Goal #	Action #	Action Title	Student Group(s)	Contributing to Increased or Improved Services?	Scope	Unduplicated Student Group(s)	Location	Time Span	Total Personnel	Total Non-personnel	LCFF Funds	Other State Funds	Local Funds	Federal Funds	Total Funds	Planned Percentage of Improved Services
4	5	Healthy and Nutritious Meals, Child Nutrition & Food Services [NSLP/SSO] (LCFF, SSO)	All Students	No	LEA-wide	All	AIMS HS	Ongoing	\$ -	\$ 146,402	\$ -	\$ -	\$ -	\$ 146,402	\$ 146,402	0.00%
4	6	Custodial Staff, Facility Maintenance & Utilities (LCFF)	All Students	No	LEA-wide	All	AIMS HS	Ongoing	\$ -	\$ 508,265	\$ 457,029	\$ 51,236	\$ -	\$ -	\$ 508,265	0.00%
4	7	AIMS Athletic Department and Clubs (LCFF)	All Students	No	LEA-wide	All	AIMS HS	Ongoing	\$ -	\$ 119,516	\$ 119,516	\$ -	\$ -	\$ -	\$ 119,516	0.00%
4	8	Oakland Enrolls / Schoolmint / PowerSchool - Student Information System / ParentSquare (LCFF)	All Students	No	LEA-wide	All	AIMS HS	Ongoing	\$ -	\$ 25,000	\$ 25,000	\$ -	\$ -	\$ -	\$ 25,000	0.00%
4	9	Public Transportation Support to Vulnerable Student Populations (NO COST)	All Students	Yes	LEA-wide	All	AIMS HS	Ongoing	\$ -	\$ -	\$ -	\$ -	\$ -	\$ -	\$ -	0.00%
4	10	IT Services / IT Maintenance (LCFF)	All Students	No	LEA-wide	All	AIMS HS	Ongoing	\$ -	\$ 10,000	\$ 10,000	\$ -	\$ -	\$ -	\$ 10,000	0.00%
4	11	Computer / School Furniture Inventory (LCFF)	All Students	No	LEA-wide	All	AIMS HS	Ongoing	\$ -	\$ 79,500	\$ -	\$ -	\$ -	\$ 79,500	\$ 79,500	0.00%
4	12	Campus Security / Bell System Enhancements (LCFF)	All Students	No	LEA-wide	All	AIMS HS	Ongoing	\$ -	\$ 6,000	\$ 6,000	\$ -	\$ -	\$ -	\$ 6,000	0.00%
4	13	Experiential Learning / Field Trip Opportunities	All Students	No	LEA-wide	All	AIMS HS	Ongoing	\$ -	\$ 50,000	\$ 20,000	\$ 30,000		\$ -	\$ 50,000	0.00%
4	14	Teacher Appreciation	All Students	No	LEA-wide	All	AIMS HS	Ongoing	\$ -	\$ 5,000	\$ 5,000	\$ -	\$ -	\$ -	\$ 5,000	0.00%
4	15	School Culture Enhancements/ No Bullying Schools (LCFF)	All Students	Yes	LEA-wide	All	AIMS HS	Ongoing	\$ -	\$ 65,000	\$ 65,000	\$ -	\$ -	\$ -	\$ 65,000	0.00%
4	16	Student Events (LCFF)	All Students	No	LEA-wide	All	AIMS HS	Ongoing	\$ -	\$ 28,500	\$ 28,500	\$ -	\$ -	\$ -	\$ 28,500	0.00%
4	17	District Oversight Feed	All Students	No	LEA-wide	All	AIMS HS	Ongoing	\$ -	\$ 56,886	\$ 56,886	\$ -	\$ -	\$ -	\$ 56,886	0.00%
4	18	Lakeview Lease	All Students	No	LEA-wide	All	AIMS HS	Ongoing	\$ -	\$ 230,000	\$ 230,000	\$ -	\$ -	\$ -	\$ 230,000	0.00%

2023-2024 Total Planned Expenditures Table

Totals	LCFF Funds	Other State Funds	Local Funds	Federal Funds	Total Funds	Total Personnel	Total Non-personnel
Totals	\$ 6,352,828	\$ 581,234	\$ -	\$ 435,714	7,369,776	\$ 3,471,857	\$ 3,897,920

Goal #	Action #	Action Title	Student Group(s)	LCFF Funds	Other State Funds	Local Funds	Federal Funds	Total Funds
1	1	Textbooks, Supplemental Curriculum, and Individual Online Learning Platforms	All Students	\$ 90,007	\$ -	\$ -	\$ -	\$ 90,007
1	2	VAPA-Visual Performing Arts Department Resources	All Students	\$ -	\$ 60,000	\$ -	\$ -	\$ 60,000
1	3	Instructional Materials	All Students	\$ 45,000	\$ -	\$ -	\$ -	\$ 45,000
1	4	ELD Curriculum, ELD Field Trips, Supplies and Materials	EL Students	\$ -	\$ -	\$ -	\$ 10,929	\$ 10,929
2	1	Administrative Staff	All Students	\$ 310,291	\$ -	\$ -	\$ -	\$ 310,291
2	2	Teachers, Substitutes	All Students	\$ 1,560,184	\$ -	\$ -	\$ -	\$ 1,560,184
2	3	School Supplies and Uniforms (LCFF)	All Students	\$ 30,000	\$ -	\$ -	\$ -	\$ 30,000
2	4	Professional Development and Coaching	All Students	\$ -	\$ -	\$ -	\$ 58,693	\$ 58,693
2	5	Support Staff	All Students	\$ 938,396	\$ -	\$ -	\$ -	\$ 938,396
2	6	College Bound Kids Coordinator and Program College Applications	All Students	\$ 194,546	\$ -	\$ -	\$ -	\$ 194,546
2	7	Saturday Intervention Enrichment School, Students Tutors, Summer Intervention, Winter Intervention,	All Students	\$ -	\$ 83,334	\$ -	\$ -	\$ 83,334
2	8	El Dorado SELPA Agreement Fed SpEd	SPED	\$ -	\$ -	\$ -	\$ 34,304	\$ 34,304
2	9	SpEd Staff and Supplies and Materials for SpEd students (State SPED)	SPED	\$ -	\$ 356,664	\$ -	\$ -	\$ 356,664

DRAFT

2	10	Academic Counselor, Student Activity Coordinator	All Students	\$ 259,030	\$ -	\$ -	\$ -	\$ 259,030
2	11	ELD Coordinator & ELD IA (LCFF)	All Students	\$ 110,000	\$ -	\$ -	\$ -	\$ 110,000
2	12	Instructional Coach	All Students	\$ 50,361	\$ -	\$ -	\$ -	\$ 50,361
3	1	District-Wide Assessments & Data Platforms (LCFF)	All Students	\$ 7,600	\$ -	\$ -	\$ -	\$ 7,600
3	2	HMH Scholastic Math Inventory/ HMH Scholastic Reading Inventory/ Quill Writing (Title IV Funds)	All Students	\$ -	\$ -	\$ -	\$ 7,000	\$ 7,000
4	1	AIMS K-12 College Prep Charter District CMO (LCFF)	All Students	\$ 1,639,163	\$ -	\$ -	\$ -	\$ 1,639,163
4	2	Socioemotional Counselor / Mental Health Workshops / Presentations, and Program Expenses	All Students	\$ 46,270	\$ -	\$ -	\$ -	\$ 46,270
4	3	Health Coordinator (A-G)	All Students	\$ -	\$ -	\$ -	\$ 98,886	\$ 98,886
4	4	Community Liaison and Parent Engagement (LCFF)	All Students	\$ 49,049	\$ -	\$ -	\$ -	\$ 49,049
4	5	Healthy and Nutritious Meals, Child Nutrition & Food Services [NSLP/SSO] (LCFF, SSO)	All Students	\$ -	\$ -	\$ -	\$ 146,402	\$ 146,402
4	6	Custodial Staff, Facility Maintenance & Utilities (LCFF)	All Students	\$ 457,029	\$ 51,236	\$ -	\$ -	\$ 508,265
4	7	AIMS Athletic Department and Clubs (LCFF)	All Students	\$ 119,516	\$ -	\$ -	\$ -	\$ 119,516
4	8	Oakland Enrolls / Schoolmint / PowerSchool - Student Information System / ParentSquare (LCFF)	All Students	\$ 25,000	\$ -	\$ -	\$ -	\$ 25,000
4	9	Public Transportation Support to Vulnerable Student Populations (LCFF)	All Students	\$ -	\$ -	\$ -	\$ -	\$ -
4	10	IT Services / IT Maintenance (LCFF)	All Students	\$ 10,000	\$ -	\$ -	\$ -	\$ 10,000
4	11	Computer / School Furniture Inventory (LCFF)	All Students	\$ -	\$ -	\$ -	\$ 79,500	\$ 79,500
4	12	Campus Security / Bell System Enhancements (LCFF)	All Students	\$ 6,000	\$ -	\$ -	\$ -	\$ 6,000
4	13	Experiential Learning / Field Trip Opportunities	All Students	\$ 20,000	\$ 30,000	\$ -	\$ -	\$ 50,000

DRAFT

4	14	Teacher Appreciation	All Students	\$ 5,000	\$ -	\$ -	\$ -	\$ 5,000
4	15	School Culture Enhancements/ No Bullying Schools (LCFF)	All Students	\$ 65,000	\$ -	\$ -	\$ -	\$ 65,000
4	16	Student Events (LCFF)	All Students	\$ 28,500	\$ -	\$ -	\$ -	\$ 28,500
4	17	District Oversight Feed	All Students	\$ 56,886	\$ -	\$ -	\$ -	\$ 56,886
4	18	Lakeview Lease	All Students	\$ 230,000	\$ -	\$ -	\$ -	\$ 230,000

2023-2024 Contributing Actions Table

1. Projected LCFF Base Grant	2. Projected LCFF Supplemental and/or Concentration Grants	3. Projected Percentage to Increase or Improve Services for the Coming School Year (2 divided by 1)	LCFF Carryover — Percentage (Percentage from Prior Year)	Total Percentage to Increase or Improve Services for the Coming School Year (3 + Carryover %)	4. Total Planned Contributing Expenditures (LCFF Funds)	5. Total Planned Percentage of Improved Services (%)	Planned Percentage to Increase or Improve Services for the Coming School Year (4 divided by 1, plus 5)	Totals by Type	Total LCFF Funds
\$ 5,224,658	\$ 1,222,083	23.39%	0.00%	23.39%	\$ 221,270	0.00%	4.24%	Total:	\$ 221,270
								LEA-wide Total:	\$ 111,270
								Limited Total:	\$ 110,000
								Schoolwide Total:	\$ -

Goal #	Action #	Action Title	Contributing to Increased or Improved Services?	Scope	Unduplicated Student Group (s)	Location	Planned Expenditures for Contributing Actions (LCFF Funds)	Planned Percentage of Improved Services (%)
1	1	Textbooks, Supplemental Curriculum, and Individual Online Learning Platforms	No	LEA-wide		AIMS HS	\$ -	0.00%
1	2	VAPA-Visual Performing Arts Department Resources	No	LEA-wide		AIMS HS	\$ -	0.00%
1	3	Instructional Materials	No	LEA-wide		AIMS HS	\$ -	0.00%
1	4	ELD Curriculum, ELD Field Trips, Supplies and Materials	Yes	Limited	English Learners	AIMS HS	\$ -	0.00%
2	1	Administrative Staff	No	LEA-wide		AIMS HS	\$ -	0.00%
2	2	Teachers, Substitutes	No	LEA-wide		AIMS HS	\$ -	0.00%
2	3	School Supplies and Uniforms (LCFF)	No	LEA-wide		AIMS HS	\$ -	0.00%
2	4	Professional Development and Coaching	No	LEA-wide		AIMS HS	\$ -	0.00%
2	5	Support Staff	No	LEA-wide		AIMS HS	\$ -	0.00%
2	6	College Bound Kids Coordinator and Program College Applications Scholarships (LCFF)	No	LEA-wide		AIMS HS	\$ -	0.00%
2	7	Saturday Intervention Enrichment School, Students Tutors, Summer Intervention, Winter Intervention, Spring and Thanksgiving Intervention Program Coordinator Staffing and Supplies	Yes	LEA-wide	All	AIMS HS	\$ -	0.00%
2	8	El Dorado SELPA Agreement Fed SpEd	Yes	Limited	All	AIMS HS	\$ -	0.00%
2	9	SpEd Staff and Supplies and Materials for SpEd students (State SPED)	Yes	Limited	All	AIMS HS	\$ -	0.00%
2	10	Academic Counselor, Student Activity Coordinator	No	LEA-wide		AIMS HS	\$ -	0.00%
2	11	ELD Coordinator & ELD IA (LCFF)	Yes	Limited	English Learners	AIMS HS	\$ 110,000	0.00%
2	12	Instructional Coach	No	LEA-wide		AIMS HS	\$ -	0.00%
3	1	District-Wide Assessments & Data Platforms (LCFF)	No	LEA-wide		AIMS HS	\$ -	0.00%
3	2	HMH Scholastic Math Inventory/ HMH Scholastic Reading Inventory (Title IV Funds)	No	LEA-wide		AIMS HS	\$ -	0.00%

DRAFT

4	1	AIMS K-12 College Prep Charter District CMO (LCFF)	No	LEA-wide		AIMS HS	\$ -	0.00%
4	2	Socioemotional Counselor / Mental Health Workshops / Presentations, and Program Expenses (LCFF)	Yes	LEA-wide	All	AIMS HS	\$ 46,270	0.00%
4	3	Health Coordinator (A-G)	No	LEA-wide		AIMS HS	\$ -	0.00%
4	4	Community Liaison and Parent Engagement (LCFF)	No	LEA-wide		AIMS HS	\$ -	0.00%
4	5	Healthy and Nutritious Meals, Child Nutrition & Food Services [NSLP/SSO] (LCFF, SSO)	No	LEA-wide		AIMS HS	\$ -	0.00%
4	6	Custodial Staff, Facility Maintenance & Utilities (LCFF)	No	LEA-wide		AIMS HS	\$ -	0.00%
4	7	AIMS Athletic Department and Clubs (LCFF)	No	LEA-wide		AIMS HS	\$ -	0.00%
4	8	Oakland Enrolls / Schoolmint / PowerSchool - Student Information System / ParentSquare (LCFF)	No	LEA-wide		AIMS HS	\$ -	0.00%
4	9	Public Transportation Support to Vulnerable Student Populations (LCFF)	Yes	LEA-wide	All	AIMS HS	\$ -	0.00%
4	10	IT Services / IT Maintenance (LCFF)	No	LEA-wide		AIMS HS	\$ -	0.00%
4	11	Computer / School Furniture Inventory (LCFF)	No	LEA-wide		AIMS HS	\$ -	0.00%
4	12	Campus Security / Bell System Enhancements (LCFF)	No	LEA-wide		AIMS HS	\$ -	0.00%
4	13	Experiential Learning / Field Trip Opportunities	No	LEA-wide		AIMS HS	\$ -	0.00%
4	14	Teacher Appreciation	No	LEA-wide		AIMS HS	\$ -	0.00%
4	15	School Culture Enhancements/ No Bullying Schools (LCFF)	Yes	LEA-wide	All	AIMS HS	\$ 65,000	0.00%
4	16	Student Events (LCFF)	No	LEA-wide		AIMS HS	\$ -	0.00%
4	17	District Oversight Feed	No	LEA-wide		AIMS HS	\$ -	0.00%
4	18	Lakeview Lease	No	LEA-wide		AIMS HS	\$ -	0.00%

Local Control and Accountability Plan (LCAP) Action Tables Template

Developed by the California Department of Education, March 2022

2022-2023 Data Entry Table: Inclusion as part of the LCAP Template is optional

LCAP Year (Input)	1. Projected LCFF Base Grant (Input Dollar Amount)	2. Projected LCFF Supplemental and/or Concentration Grants (Input Dollar Amount)	3. Projected Percentage to Increase or Improve Services for the Coming School Year (2 divided by 1)	LCFF Carryover — Percentage (Input Percentage from Prior Year)	Total Percentage to Increase or Improve Services for the Coming School Year (3 + Carryover %)
2022-2023	\$ 4,672,589	\$ 1,016,008	21.74%	0.00%	21.74%

Goal #	Action #	Action Title	Student Group(s)	Contributing to Increased or Improved Services?	Scope	Unduplicated Student Group(s)	Location	Time Span	Total Personnel	Total Non-personnel	LCFF Funds	Other State Funds	Local Funds	Federal Funds	Total Funds	Planned Percentage of Improved Services
1	1	Textbooks and Supplemental Curriculum (One Time Grant, Title III, Restricted Lottery)	All	Yes	Schoolwide	English Learners	AIMS HS	Ongoing	\$ -	\$ 261,970	\$ -	\$ 257,831	\$ -	\$ 4,139	\$ 261,970	1.60%
1	2	AIMS U College Pathways (See 1.1)	All	No	Schoolwide	All	AIMS HS	Ongoing	\$ -	\$ -	\$ -	\$ -	\$ -	\$ -	\$ -	0.00%
1	3	ALEKS Math (LCFF)	All	No	Schoolwide	All	AIMS HS	Ongoing	\$ -	\$ 5,000	\$ 5,000	\$ -	\$ -	\$ -	\$ 5,000	0.00%
1	4	Rosetta Stone (No cost)	All	No	Schoolwide	All	AIMS HS	Ongoing	\$ -	\$ -	\$ -	\$ -	\$ -	\$ -	\$ -	0.00%
1	5	Learning Ally (No cost)	All	No	Schoolwide	All	AIMS HS	Ongoing	\$ -	\$ -	\$ -	\$ -	\$ -	\$ -	\$ -	0.00%
1	6	Acellus Learning Accelerator (A-G Learning Loss)	All	No	Schoolwide	All	AIMS HS	Ongoing	\$ -	\$ 22,500	\$ -	\$ 22,500	\$ -	\$ -	\$ 22,500	0.00%
1	7	Visual Performing Arts Department Resources (Title IV)	All	No	Schoolwide	All	AIMS HS	Ongoing	\$ -	\$ 10,000	\$ -	\$ -	\$ -	\$ 10,000	\$ 10,000	0.00%
2	1	Administrative Staff (LCFF)	All	No	Schoolwide	All	AIMS HS	Ongoing	\$ 421,567	\$ -	\$ 421,567	\$ -	\$ -	\$ -	\$ 421,567	0.00%
2	2	Teachers, Substitutes, and Teacher Incentives (LCFF, UR Lottery, EPA, FedSPED, State SPED)	All	Yes	Schoolwide	All	AIMS HS	Ongoing	\$ 1,923,530	\$ -	\$ 629,543	\$ 1,284,827	\$ -	\$ 9,160	\$ 1,923,530	0.00%
2	3	School Supplies, Uniforms, and Instructional Materials (LCFF, One Time Grant, Title I, ESSER III)	All	No	Schoolwide	All	AIMS HS	Ongoing	\$ -	\$ 177,105	\$ 20,000	\$ 150,000	\$ -	\$ 7,105	\$ 177,105	0.00%
2	4	Professional Development and Coaching (LCFF, Title II, EEBG, ESSER III)	All	Yes	Schoolwide	All	AIMS HS	Ongoing	\$ 122,754	\$ -	\$ 27,581	\$ 29,490	\$ -	\$ 65,683	\$ 122,754	0.00%
2	5	Instructional Aides / Administrative Assistants and Clerks (LCFF, State SPED)	All	No	Schoolwide	All	AIMS HS	Ongoing	\$ 612,205	\$ -	\$ 584,930	\$ 27,275	\$ -	\$ -	\$ 612,205	0.00%
2	6	Academic Counseling / College Bound Kids (LCFF, Title I, A-G Access)	All	No	Schoolwide	All	AIMS HS	Ongoing	\$ 371,466	\$ -	\$ 180,279	\$ 106,978	\$ -	\$ 84,209	\$ 371,466	0.00%
2	7	Academic Saturday School, Student Tutors, and Summer Credit Recovery (LCFF, Title I, ESSER III)	All	No	Schoolwide	All	AIMS HS	Ongoing	\$ 66,709	\$ -	\$ 17,847	\$ -	\$ -	\$ 48,862	\$ 66,709	0.00%
2	8	Funding for AP, SAT/ACT, and PSAT Examinations For All AIMS HS Students / Scholarships (LCFF)	All	No	Schoolwide	All	AIMS HS	Ongoing	\$ -	\$ 110,000	\$ 110,000	\$ -	\$ -	\$ -	\$ 110,000	0.00%
2	9	Innovation and Design Thinking Classroom Design (LCFF) - See 4.16	All	No	Schoolwide	All	AIMS HS	Ongoing	\$ -	\$ -	\$ -	\$ -	\$ -	\$ -	\$ -	0.00%
2	10	El Dorado SELPA Agreement (LCFF)	Students with disabilities	Yes	Limited	All	AIMS HS	Ongoing	\$ -	\$ 264,573	\$ 264,573	\$ -	\$ -	\$ -	\$ 264,573	0.00%
2	11	AIMS HS SPED Staff (State SPED)	Students with disabilities	Yes	Limited	All	AIMS HS	Ongoing	\$ 339,316	\$ -	\$ -	\$ 339,316	\$ -	\$ -	\$ 339,316	0.00%
2	12	Academic Coach / AP & SAT / ACT Consultants (ESSER III) - See 2.4	All	No	Schoolwide	All	AIMS HS	Ongoing	\$ -	\$ -	\$ -	\$ -	\$ -	\$ -	\$ -	0.00%
2	13	Afterschool SGA Leadership & Drama Programming (LCFF)	All	No	Schoolwide	All	AIMS HS	Ongoing	\$ 18,000	\$ -	\$ 18,000	\$ -	\$ -	\$ -	\$ 18,000	0.00%
3	1	Districtwide Academic Data Coordinator (LCFF) - See 4.1	All	No	Schoolwide	All	AIMS HS	Ongoing	\$ -	\$ -	\$ -	\$ -	\$ -	\$ -	\$ -	0.00%
3	2	Schoology Learning Management System (LCFF)	All	No	Schoolwide	All	AIMS HS	Ongoing	\$ -	\$ 10,000	\$ 1,000	\$ -	\$ -	\$ -	\$ 1,000	0.00%
3	3	District-Wide Assessment & Data Platform (LCFF)	All	No	Schoolwide	All	AIMS HS	Ongoing	\$ -	\$ 10,000	\$ 10,000	\$ -	\$ -	\$ -	\$ 10,000	0.00%
3	4	HMH Math Inventory (Fully Funded from 21-22 ELO Grant - Year 2 of 5)	All	No	Schoolwide	All	AIMS HS	Ongoing	\$ -	\$ -	\$ -	\$ -	\$ -	\$ -	\$ -	0.00%
3	5	HMH Scholastic Reading Inventory (Fully Funded from 21-22 ELO Grant - Year 2 of 5)	All	No	Schoolwide	All	AIMS HS	Ongoing	\$ -	\$ -	\$ -	\$ -	\$ -	\$ -	\$ -	0.00%
3	6	Quill Writing (Fully Funded from 21-22 ELO Grant - Year 2 of 5)	All	No	Schoolwide	All	AIMS HS	Ongoing	\$ -	\$ -	\$ -	\$ -	\$ -	\$ -	\$ -	0.00%
4	1	AIMS K-12 College Prep Charter District CMO (LCFF)	All	No	Schoolwide	All	AIMS HS	Ongoing	\$ 1,411,940	\$ 50,000	\$ 1,461,940	\$ -	\$ -	\$ -	\$ 1,461,940	0.00%
4	2	Education Coordinator for Student Affairs (LCFF)	All	No	Schoolwide	All	AIMS HS	Ongoing	\$ 100,848	\$ -	\$ 100,848	\$ -	\$ -	\$ -	\$ 100,848	0.00%
4	3	Socioemotional Counselor (LCFF)	All	No	Schoolwide	All	AIMS HS	Ongoing	\$ 32,065	\$ -	\$ 32,065	\$ -	\$ -	\$ -	\$ 32,065	0.00%
4	4	School Nurse and Health Clerk (ESSER III)	All	No	Schoolwide	All	AIMS HS	Ongoing	\$ 146,000	\$ -	\$ -	\$ -	\$ -	\$ 146,000	\$ 146,000	0.00%
4	5	Community Liaison	All	No	Schoolwide	All	AIMS HS	Ongoing	\$ 35,219	\$ -	\$ 35,219	\$ -	\$ -	\$ -	\$ 35,219	0.00%
4	6	Healthy and Nutritious Meals, Child Nutrition & Food Services (NSLP/SSO) (LCFF, SSO)	All	No	Schoolwide	All	AIMS HS	Ongoing	\$ -	\$ 122,695	\$ 25,000	\$ -	\$ -	\$ 97,695	\$ 122,695	0.00%
4	7	Custodial Staff & Facility Maintenance (LCFF)	All	No	Schoolwide	All	AIMS HS	Ongoing	\$ 160,000	\$ 100,000	\$ 197,000	\$ 53,000	\$ -	\$ -	\$ 250,000	0.00%
4	8	Positive Behavior Intervention Support / Restorative Justice (LCFF) - See 2.3	All	No	Schoolwide	All	AIMS HS	Ongoing	\$ -	\$ -	\$ -	\$ -	\$ -	\$ -	\$ -	0.00%
4	9	Student Government Association (LCFF)	All	No	Schoolwide	All	AIMS HS	Ongoing	\$ 20,000	\$ -	\$ 20,000	\$ -	\$ -	\$ -	\$ 20,000	0.00%
4	10	AIMS Athletic Department (LCFF) - See 4.1	All	No	Schoolwide	All	AIMS HS	Ongoing	\$ -	\$ -	\$ -	\$ -	\$ -	\$ -	\$ -	0.00%
4	11	Oakland Enrolls / Schoolmint (LCFF)	All	No	Schoolwide	All	AIMS HS	Ongoing	\$ -	\$ 10,000	\$ 10,000	\$ -	\$ -	\$ -	\$ 10,000	0.00%
4	12	ParentSquare (LCFF)	All	No	Schoolwide	All	AIMS HS	Ongoing	\$ -	\$ 2,200	\$ 2,200	\$ -	\$ -	\$ -	\$ 2,200	0.00%
4	13	Public Transportation Support to Vulnerable Student Populations (LCFF)	All	No	Schoolwide	All	AIMS HS	Ongoing	\$ -	\$ 5,000	\$ 5,000	\$ -	\$ -	\$ -	\$ 5,000	0.00%
4	14	IT Services / Maintenance (LCFF)	All	No	Schoolwide	All	AIMS HS	Ongoing	\$ -	\$ 10,000	\$ 10,000	\$ -	\$ -	\$ -	\$ 10,000	0.00%
4	15	Computer / School Furniture Inventory (LCFF, One Time Grant, ESSER III)	All	No	Schoolwide	All	AIMS HS	Ongoing	\$ -	\$ 113,372	\$ 55,000	\$ 27,372	\$ -	\$ 31,000	\$ 113,372	0.00%
4	16	Campus Security / Bell System Enhancements (LCFF)	All	No	Schoolwide	All	AIMS HS	Ongoing	\$ -	\$ 15,000	\$ -	\$ 15,000	\$ -	\$ -	\$ 15,000	0.00%
4	17	Experiential Learning / Field Trip Opportunities (LCFF)	All	No	Schoolwide	All	AIMS HS	Ongoing	\$ -	\$ 30,000	\$ 30,000	\$ -	\$ -	\$ -	\$ 30,000	0.00%
4	18	The Golden Talon Yearbook (LCFF) - See 2.3	All	No	Schoolwide	All	AIMS HS	Ongoing	\$ -	\$ -	\$ -	\$ -	\$ -	\$ -	\$ -	0.00%
4	19	Mental Health Workshops / Presentations (EEBG)	All	No	Schoolwide	All	AIMS HS	Ongoing	\$ -	\$ 8,000	\$ -	\$ 8,000	\$ -	\$ -	\$ 8,000	0.00%

2022-2023 Total Planned Expenditures Table

Totals	LCFF Funds	Other State Funds	Local Funds	Federal Funds	Total Funds	Total Personnel	Total Non-personnel
Totals	\$ 4,274,592	\$ 2,321,589	\$ -	\$ 503,854	7,100,035	\$ 5,781,619	\$ 1,337,415

Goal #	Action #	Action Title	Student Group(s)	LCFF Funds	Other State Funds	Local Funds	Federal Funds	Total Funds
1	1	Textbooks and Supplemental Curriculum (One Time Grant; Title III, Restricted Lottery)	All	\$ -	\$ 257,831	\$ -	\$ 4,139	\$ 261,970
1	2	AIMS U College Pathways (See 1.1)	All	\$ -	\$ -	\$ -	\$ -	\$ -
1	3	ALEKS Math (LCFF)	All	\$ 5,000	\$ -	\$ -	\$ -	\$ 5,000
1	4	Rosetta Stone (No cost)	All	\$ -	\$ -	\$ -	\$ -	\$ -
1	5	Learning Ally (No cost)	All	\$ -	\$ -	\$ -	\$ -	\$ -
1	6	Acellus Learning Accelerator (A-G Learning Loss)	All	\$ -	\$ 22,500	\$ -	\$ -	\$ 22,500
1	7	Visual Performing Arts Department Resources (Title IV)	All	\$ -	\$ -	\$ -	\$ 10,000	\$ 10,000
2	1	Administrative Staff (LCFF)	All	\$ 421,567	\$ -	\$ -	\$ -	\$ 421,567
2	2	Teachers, Substitutes, and Teacher Incentives (LCFF, UR Lottery, EPA, FedSPED, State SPED)	All	\$ 629,543	\$ 1,284,827	\$ -	\$ 9,160	\$ 1,923,530
2	3	School Supplies, Uniforms, and Instructional Materials (LCFF, One Time Grant, Title I, ESSER III)	All	\$ 20,000	\$ 150,000	\$ -	\$ 7,105	\$ 177,105
2	4	Professional Development and Coaching (LCFF, Title II, EEBG, ESSER III)	All	\$ 27,581	\$ 29,490	\$ -	\$ 65,683	\$ 122,754
2	5	Instructional Aides / Administrative Assistants and Clerks (LCFF, State SPED)	All	\$ 584,930	\$ 27,275	\$ -	\$ -	\$ 612,205
2	6	Academic Counseling / College Bound Kids (LCFF, Title I, A-G Access)	All	\$ 180,279	\$ 106,978	\$ -	\$ 84,209	\$ 371,466
2	7	Academic Saturday School, Student Tutors, and Summer Credit Recovery (LCFF, Title I, ESSER III)	All	\$ 17,847	\$ -	\$ -	\$ 48,862	\$ 66,709
2	8	Funding for AP, SAT/ACT, and PSAT Examinations For All AIMS HS Students / Scholarships (LCFF)	All	\$ 110,000	\$ -	\$ -	\$ -	\$ 110,000
2	9	Innovation and Design Thinking Classroom Design (LCFF) - See 4.16	All	\$ -	\$ -	\$ -	\$ -	\$ -
2	10	EI Dorado SELPA Agreement (LCFF)	Students with disabilities	\$ 264,573	\$ -	\$ -	\$ -	\$ 264,573
2	11	AIMS HS SPED Staff (State SPED)	Students with disabilities	\$ -	\$ 339,316	\$ -	\$ -	\$ 339,316

2	12	Academic Coach / AP & SAT / ACT Consultants (ESSER III) - See 2.4	All	\$ -	\$ -	\$ -	\$ -	\$ -
2	13	Afterschool SGA Leadership & Drama Programming (LCFF)	All	\$ 18,000	\$ -	\$ -	\$ -	\$ 18,000
3	1	Districtwide Academic Data Coordinator (LCFF) - See 4.1	All	\$ -	\$ -	\$ -	\$ -	\$ -
3	2	Schoology Learning Management System (LCFF)	All	\$ 1,000	\$ -	\$ -	\$ -	\$ 1,000
3	3	District-Wide Assessment & Data Platform (LCFF)	All	\$ 10,000	\$ -	\$ -	\$ -	\$ 10,000
3	4	HMH Math Inventory (Fully Funded from 21-22 ELO Grant - Year 2 of 5)	All	\$ -	\$ -	\$ -	\$ -	\$ -
3	5	HMH Scholastic Reading Inventory (Fully Funded from 21-22 ELO Grant - Year 2 of 5)	All	\$ -	\$ -	\$ -	\$ -	\$ -
3	6	Quill Writing (Fully Funded from 21-22 ELO Grant - Year 2 of 5)	All	\$ -	\$ -	\$ -	\$ -	\$ -
4	1	AIMS K-12 College Prep Charter District CMO (LCFF)	All	\$ 1,461,940	\$ -	\$ -	\$ -	\$ 1,461,940
4	2	Education Coordinator for Student Affairs (LCFF)	All	\$ 100,848	\$ -	\$ -	\$ -	\$ 100,848
4	3	Socioemotional Counselor (LCFF)	All	\$ 32,065	\$ -	\$ -	\$ -	\$ 32,065
4	4	School Nurse and Health Clerk (ESSER III)	All	\$ -	\$ -	\$ -	\$ 146,000	\$ 146,000
4	5	Community Liaison	All	\$ 35,219	\$ -	\$ -	\$ -	\$ 35,219
4	6	Healthy and Nutritious Meals, Child Nutrition & Food Services [NSLP/SSO] (LCFF, SSO)	All	\$ 25,000	\$ -	\$ -	\$ 97,695	\$ 122,695
4	7	Custodial Staff & Facility Maintenance (LCFF)	All	\$ 197,000	\$ 53,000	\$ -	\$ -	\$ 250,000
4	8	Positive Behavior Intervention Support / Restorative Justice (LCFF) - See 2.3	All	\$ -	\$ -	\$ -	\$ -	\$ -
4	9	Student Government Association (LCFF)	All	\$ 20,000	\$ -	\$ -	\$ -	\$ 20,000
4	10	AIMS Athletic Department (LCFF) - See 4.1	All	\$ -	\$ -	\$ -	\$ -	\$ -
4	11	Oakland Enrolls / Schoolmint (LCFF)	All	\$ 10,000	\$ -	\$ -	\$ -	\$ 10,000
4	12	ParentSquare (LCFF)	All	\$ 2,200	\$ -	\$ -	\$ -	\$ 2,200
4	13	Public Transportation Support to Vulnerable Student Populations (LCFF)	All	\$ 5,000	\$ -	\$ -	\$ -	\$ 5,000
4	14	IT Services / Maintenance (LCFF)	All	\$ 10,000	\$ -	\$ -	\$ -	\$ 10,000
4	15	Computer / School Furniture Inventory (LCFF, One Time Grant, ESSER III)	All	\$ 55,000	\$ 27,372	\$ -	\$ 31,000	\$ 113,372
4	16	Campus Security / Bell System Enhancements (LCFF)	All	\$ -	\$ 15,000	\$ -	\$ -	\$ 15,000
4	17	Experiential Learning / Field Trip Opportunities (LCFF)	All	\$ 30,000	\$ -	\$ -	\$ -	\$ 30,000
4	18	The Golden Talon Yearbook (LCFF) - See 2.3	All	\$ -	\$ -	\$ -	\$ -	\$ -
4	19	Mental Health Workshops / Presentations (EEBG)	All	\$ -	\$ 8,000	\$ -	\$ -	\$ 8,000

2022-2023 Contributing Actions Table

1. Projected LCFF Base Grant	2. Projected LCFF Supplemental and/or Concentration Grants	3. Projected Percentage to Increase or Improve Services for the Coming School Year (2 divided by 1)	LCFF Carryover — Percentage (Percentage from Prior Year)	Total Percentage to Increase or Improve Services for the Coming School Year (3 + Carryover %)	4. Total Planned Contributing Expenditures (LCFF Funds)	5. Total Planned Percentage of Improved Services (%)	Planned Percentage to Increase or Improve Services for the Coming School Year (4 divided by 1, plus 5)	Totals by Type	Total LCFF Funds
\$ 4,672,589	\$ 1,016,008	21.74%	0.00%	21.74%	\$ 921,697	0.00%	19.73%	Total:	\$ 921,697
								LEA-wide Total:	\$ -
								Limited Total:	\$ 264,573
								Schoolwide Total:	\$ 657,124

Goal #	Action #	Action Title	Contributing to Increased or Improved Services?	Scope	Unduplicated Student Group (s)	Location	Planned Expenditures for Contributing Actions (LCFF Funds)	Planned Percentage of Improved Services (%)
1	1	Textbooks and Supplemental Curriculum (One Time Grant; Title III, Restricted Lottery)	Yes	Schoolwide	All	AIMS HS	\$ -	0.00%
1	2	AIMS U College Pathways (See 1.1)	No	Schoolwide		AIMS HS	\$ -	0.00%
1	3	ALEKS Math (LCFF)	No	Schoolwide		AIMS HS	\$ -	0.00%
1	4	Rosetta Stone (No cost)	No	Schoolwide		AIMS HS	\$ -	0.00%
1	5	Learning Ally (No cost)	No	Schoolwide		AIMS HS	\$ -	0.00%
1	6	Acellus Learning Accelerator (A-G Learning Loss)	No	Schoolwide		AIMS HS	\$ -	0.00%
1	7	Visual Performing Arts Department Resources (Title IV)	No	Schoolwide		AIMS HS	\$ -	0.00%
2	1	Administrative Staff (LCFF)	No	Schoolwide		AIMS HS	\$ -	0.00%
2	2	Teachers, Substitutes, and Teacher Incentives (LCFF, UR Lottery, EPA, FedSPED, State SPED)	Yes	Schoolwide	All	AIMS HS	\$ 629,543	0.00%
2	3	School Supplies, Uniforms, and Instructional Materials (LCFF, One Time Grant, Title I, ESSER III)	No	Schoolwide		AIMS HS	\$ -	0.00%
2	4	Professional Development and Coaching (LCFF, Title II, EEBG, ESSER III)	Yes	Schoolwide	All	AIMS HS	\$ 27,581	0.00%
2	5	Instructional Aides / Administrative Assistants and Clerks (LCFF, State SPED)	No	Schoolwide		AIMS HS	\$ -	0.00%
2	6	Academic Counseling / College Bound Kids (LCFF, Title I, A-G Access)	No	Schoolwide		AIMS HS	\$ -	0.00%
2	7	Academic Saturday School, Student Tutors, and Summer Credit Recovery (LCFF, Title I, ESSER III)	No	Schoolwide		AIMS HS	\$ -	0.00%
2	8	Funding for AP, SAT/ACT, and PSAT Examinations For All AIMS HS Students / Scholarships (LCFF)	No	Schoolwide		AIMS HS	\$ -	0.00%
2	9	Innovation and Design Thinking Classroom Design (LCFF) - See 4.16	No	Schoolwide		AIMS HS	\$ -	0.00%
2	10	EI Dorado SELPA Agreement (LCFF)	Yes	Limited	All	AIMS HS	\$ 264,573	0.00%
2	11	AIMS HS SPED Staff (State SPED)	Yes	Limited	All	AIMS HS	\$ -	0.00%
2	12	Academic Coach / AP & SAT / ACT Consultants (ESSER III) - See 2.4	No	Schoolwide		AIMS HS	\$ -	0.00%
2	13	Afterschool SGA Leadership & Drama Programming (LCFF)	No	Schoolwide		AIMS HS	\$ -	0.00%
3	1	Districtwide Academic Data Coordinator (LCFF) - See 4.1	No	Schoolwide		AIMS HS	\$ -	0.00%

3	2	Schoology Learning Management System (LCFF)	No	Schoolwide		AIMS HS	\$ -	0.00%
3	3	District-Wide Assessment & Data Platform (LCFF)	No	Schoolwide		AIMS HS	\$ -	0.00%
3	4	HMH Math Inventory (Fully Funded from 21-22 ELO Grant - Year 2 of 5)	No	Schoolwide		AIMS HS	\$ -	0.00%
3	5	HMH Scholastic Reading Inventory (Fully Funded from 21-22 ELO Grant - Year 2 of 5)	No	Schoolwide		AIMS HS	\$ -	0.00%
3	6	Quill Writing (Fully Funded from 21-22 ELO Grant - Year 2 of 5)	No	Schoolwide		AIMS HS	\$ -	0.00%
4	1	AIMS K-12 College Prep Charter District CMO (LCFF)	No	Schoolwide		AIMS HS	\$ -	0.00%
4	2	Education Coordinator for Student Affairs (LCFF)	No	Schoolwide		AIMS HS	\$ -	0.00%
4	3	Socioemotional Counselor (LCFF)	No	Schoolwide		AIMS HS	\$ -	0.00%
4	4	School Nurse and Health Clerk (ESSER III)	No	Schoolwide		AIMS HS	\$ -	0.00%
4	5	Community Liaison	No	Schoolwide		AIMS HS	\$ -	0.00%
4	6	Healthy and Nutritious Meals, Child Nutrition & Food Services [NSLP/SSO] (LCFF, SSO)	No	Schoolwide		AIMS HS	\$ -	0.00%
4	7	Custodial Staff & Facility Maintenance (LCFF)	No	Schoolwide		AIMS HS	\$ -	0.00%
4	8	Positive Behavior Intervention Support / Restorative Justice (LCFF) - See 2.3	No	Schoolwide		AIMS HS	\$ -	0.00%
4	9	Student Government Association (LCFF)	No	Schoolwide		AIMS HS	\$ -	0.00%
4	10	AIMS Athletic Department (LCFF) - See 4.1	No	Schoolwide		AIMS HS	\$ -	0.00%
4	11	Oakland Enrolls / Schoolmint (LCFF)	No	Schoolwide		AIMS HS	\$ -	0.00%
4	12	ParentSquare (LCFF)	No	Schoolwide		AIMS HS	\$ -	0.00%
4	13	Public Transportation Support to Vulnerable Student Populations (LCFF)	No	Schoolwide		AIMS HS	\$ -	0.00%
4	14	IT Services / Maintenance (LCFF)	No	Schoolwide		AIMS HS	\$ -	0.00%
4	15	Computer / School Furniture Inventory (LCFF, One Time Grant, ESSER III)	No	Schoolwide		AIMS HS	\$ -	0.00%
4	16	Campus Security / Bell System Enhancements (LCFF)	No	Schoolwide		AIMS HS	\$ -	0.00%
4	17	Experiential Learning / Field Trip Opportunities (LCFF)	No	Schoolwide		AIMS HS	\$ -	0.00%
4	18	The Golden Talon Yearbook (LCFF) - See 2.3	No	Schoolwide		AIMS HS	\$ -	0.00%
4	19	Mental Health Workshops / Presentations (EEBG)	No	Schoolwide		AIMS HS	\$ -	0.00%

2022-2023 Annual Update Table

Totals:	Last Year's Total Planned Expenditures (Total Funds)	Total Estimated Actual Expenditures (Total Funds)
Totals:	\$ 7,100,034.58	\$ 6,033,431.86

Last Year's Goal #	Last Year's Action #	Prior Action/Service Title	Contributed to Increased or Improved Services?	Last Year's Planned Expenditures (Total Funds)	Estimated Actual Expenditures (Input Total Funds)
1	1	Textbooks and Supplemental Curriculum (One Time Grant; Title III, Restricted Lottery)	Yes	\$ 261,970	\$ 309,338
1	2	AIMS U College Pathways (See 1.1)	No	\$ -	\$ 3,637
1	3	ALEKS Math (LCFF)	No	\$ 5,000	\$ 5,000
1	4	Rosetta Stone (No cost)	No	\$ -	\$ -
1	5	Learning Ally (No cost)	No	\$ -	\$ -
1	6	Acellus Learning Accelerator (A-G Learning Loss)	No	\$ 22,500	\$ 45,000
1	7	Visual Performing Arts Department Resources (Title IV)	No	\$ 10,000	\$ 7,500
2	1	Administrative Staff (LCFF)	No	\$ 421,567	\$ 401,965
2	2	Teachers, Substitutes, and Teacher Incentives (LCFF, UR Lottery, EPA, FedSPED, State)	Yes	\$ 1,923,530	\$ 1,500,000
2	3	School Supplies, Uniforms, and Instructional Materials (LCFF, One Time Grant, Title I, ESSER III)	No	\$ 177,105	\$ 185,000

2	4	Professional Development and Coaching (LCFF, Title II, EEBG, ESSER III)	Yes	\$	122,754	\$	110,000
2	5	Instructional Aides / Administrative Assistants and Clerks (LCFF, State SPED)	No	\$	612,205	\$	470,590
2	6	Academic Counseling / College Bound Kids (LCFF, Title I, A-G Access)	No	\$	371,466	\$	350,000
2	7	Academic Saturday School, Student Tutors, and Summer Credit Recovery (LCFF, Title I, ESSER III)	No	\$	66,709	\$	30,000
2	8	Funding for AP, SAT/ACT, and PSAT Examinations For All AIMS HS Students / Scholarships (LCFF)	No	\$	110,000	\$	89,552
2	9	Innovation and Design Thinking Classroom Design (LCFF) - See 4.16	No	\$	-	\$	-
2	10	El Dorado SELPA Agreement (LCFF)	Yes	\$	264,573	\$	260,000
2	11	AIMS HS SPED Staff (State SPED)	Yes	\$	339,316	\$	300,000
2	12	Academic Coach / AP & SAT / ACT Consultants (ESSER III) - See 2.4	No	\$	-	\$	-
2	13	Afterschool SGA Leadership & Drama Programming (LCFF)	No	\$	18,000	\$	18,000
3	1	Districtwide Academic Data Coordinator (LCFF) - See 4.1	No	\$	-	\$	-
3	2	Schoology Learning Management System (LCFF)	No	\$	1,000	\$	1,000
3	3	District-Wide Assessment & Data Platform (LCFF)	No	\$	10,000	\$	12,237
3	4	HMH Math Inventory (Fully Funded from 21-22 ELO Grant - Year 2 of 5)	No	\$	-	\$	-
3	5	HMH Scholastic Reading Inventory (Fully Funded from 21-22 ELO Grant - Year 2 of 5)	No	\$	-	\$	-

3	6	Quill Writing (Fully Funded from 21-22 ELO Grant - Year 2 of 5)	No	\$ -	\$ -
4	1	AIMS K-12 College Prep Charter District CMO (LCFF)	No	\$ 1,461,940	\$ 1,284,739
4	2	Education Coordinator for Student Affairs (LCFF)	No	\$ 100,848	\$ 11,500
4	3	Socioemotional Counselor (LCFF)	No	\$ 32,065	\$ 56,722
4	4	School Nurse and Health Clerk (ESSER III)	No	\$ 146,000	\$ 41,393
4	5	Community Liaison	No	\$ 35,219	\$ 17,091
4	6	Healthy and Nutritious Meals, Child Nutrition & Food Services [NSLP/SSO] (LCFF, SSO)	No	\$ 122,695	\$ 145,000
4	7	Custodial Staff & Facility Maintenance (LCFF)	No	\$ 250,000	\$ 255,000
4	8	Positive Behavior Intervention Support / Restorative Justice (LCFF) - See 2.3	No	\$ -	\$ -
4	9	Student Government Association (LCFF)	No	\$ 20,000	\$ 21,551
4	10	AIMS Athletic Department (LCFF) - See 4.1	No	\$ -	\$ -
4	11	Oakland Enrolls / Schoolmint (LCFF)	No	\$ 10,000	\$ 12,065
4	12	ParentSquare (LCFF)	No	\$ 2,200	\$ 3,318
4	13	Public Transportation Support to Vulnerable Student Populations (LCFF)	No	\$ 5,000	\$ 2,190
4	14	IT Services / Maintenance (LCFF)	No	\$ 10,000	\$ 10,000
4	15	Computer / School Furniture Inventory (LCFF, One Time Grant, ESSER III)	No	\$ 113,372	\$ 58,992
4	16	Campus Security / Bell System Enhancements (LCFF)	No	\$ 15,000	\$ 2,052
4	17	Experiential Learning / Field Trip Opportunities (LCFF)	No	\$ 30,000	\$ 5,000
4	18	The Golden Talon Yearbook (LCFF) - See 2.3	No	\$ -	\$ -

4	19	Mental Health Workshops / Presentations (EEBG)	No	\$ 8,000	\$ 8,000
---	----	--	----	----------	----------

2022-2023 Contributing Actions Annual Update Table

6. Estimated Actual LCFF Supplemental and/or Concentration Grants (Input Dollar Amount)	4. Total Planned Contributing Expenditures (LCFF Funds)	7. Total Estimated Actual Expenditures for Contributing Actions (LCFF Funds)	Difference Between Planned and Estimated Actual Expenditures for Contributing Actions (Subtract 7 from 4)	5. Total Planned Percentage of Improved Services (%)	8. Total Estimated Actual Percentage of Improved Services (%)	Difference Between Planned and Estimated Actual Percentage of Improved Services (Subtract 5 from 8)
\$ -	\$ 921,697	\$ 922,697	\$ (1,000)	0.00%	0.00%	0.00% - No Difference

Last Year's Goal #	Last Year's Action #	Prior Action/Service Title	Contributed to Increased or Improved Services?	Last Year's Planned Expenditures for Contributing Actions (LCFF Funds)	Estimated Actual Expenditures for Contributing Actions (Input LCFF Funds)	Planned Percentage of Improved Services	Estimated Actual Percentage of Improved Services (Input Percentage)
1	1	Textbooks and Supplemental Curriculum (One Time Grant; Title III, Restricted Lottery)	Yes	\$ -		0.00%	0.00%
1	2	AIMS U College Pathways (See 1.1)	No	\$ -	\$ -	0.00%	0.00%
1	3	ALEKS Math (LCFF)	No	\$ -	\$ -	0.00%	0.00%
1	4	Rosetta Stone (No cost)	No	\$ -	\$ -	0.00%	0.00%
1	5	Learning Ally (No cost)	No	\$ -	\$ -	0.00%	0.00%
1	6	Acellus Learning Accelerator (A-G Learning Loss)	No	\$ -	\$ -	0.00%	0.00%
1	7	Visual Performing Arts Department Resources (Title IV)	No	\$ -	\$ -	0.00%	0.00%
2	1	Administrative Staff (LCFF)	No	\$ -	\$ -	0.00%	0.00%
2	2	Teachers, Substitutes, and Teacher Incentives (LCFF, UR Lottery, EPA, FedSPED, State SPED)	Yes	\$ 629,543	\$ 629,543.00	0.00%	0.00%
2	3	School Supplies, Uniforms, and Instructional Materials (LCFF, One Time Grant, Title I, ESSER III)	No	\$ -	\$ -	0.00%	0.00%
2	4	Professional Development and Coaching (LCFF, Title II, EEBG, ESSER III)	Yes	\$ 27,581	\$ 27,581.00	0.00%	0.00%
2	5	Instructional Aides / Administrative Assistants and Clerks (LCFF, State SPED)	No	\$ -	\$ -	0.00%	0.00%
2	6	Academic Counseling / College Bound Kids (LCFF, Title I, A-G Access)	No	\$ -	\$ -	0.00%	0.00%
2	7	Academic Saturday School, Student Tutors, and Summer Credit Recovery (LCFF, Title I, ESSER III)	No	\$ -	\$ -	0.00%	0.00%
2	8	Funding for AP, SAT/ACT, and PSAT Examinations For All AIMS HS Students / Scholarships (LCFF)	No	\$ -	\$ -	0.00%	0.00%
2	9	Innovation and Design Thinking Classroom Design	No	\$ -	\$ -	0.00%	0.00%
2	10	El Dorado SELPA Agreement (LCFF)	Yes	\$ 264,573	\$ 264,573.00	0.00%	0.00%
2	11	AIMS HS SPED Staff (State SPED)	Yes	\$ -		0.00%	0.00%
2	12	Academic Coach / AP & SAT / ACT Consultants	No	\$ -	\$ -	0.00%	0.00%
2	13	Afterschool SGA Leadership & Drama Programming	No	\$ -	\$ -	0.00%	0.00%
3	1	Districtwide Academic Data Coordinator (LCFF) -	No	\$ -	\$ -	0.00%	0.00%
3	2	Schoology Learning Management System (LCFF)	No	\$ -	\$ -	0.00%	0.00%
3	3	District-Wide Assessment & Data Platform (LCFF)	No	\$ -	\$ 1,000.00	0.00%	0.00%
3	4	HMH Math Inventory (Fully Funded from 21-22 ELO	No	\$ -		0.00%	0.00%
3	5	HMH Scholastic Reading Inventory (Fully Funded	No	\$ -	\$ -	0.00%	0.00%
3	6	Quill Writing (Fully Funded from 21-22 ELO Grant -	No	\$ -	\$ -	0.00%	0.00%
4	1	AIMS K-12 College Prep Charter District CMO	No	\$ -	\$ -	0.00%	0.00%
4	2	Education Coordinator for Student Affairs (LCFF)	No	\$ -	\$ -	0.00%	0.00%
4	3	Socioemotional Counselor (LCFF)	No	\$ -	\$ -	0.00%	0.00%
4	4	School Nurse and Health Clerk (ESSER III)	No	\$ -	\$ -	0.00%	0.00%
4	5	Community Liaison	No	\$ -	\$ -	0.00%	0.00%
4	6	Healthy and Nutritious Meals, Child Nutrition & Food	No	\$ -	\$ -	0.00%	0.00%
4	7	Custodial Staff & Facility Maintenance (LCFF)	No	\$ -	\$ -	0.00%	0.00%

2022-2023 LCFF Carryover Table

9. Estimated Actual LCFF Base Grant (Input Dollar Amount)	6. Estimated Actual LCFF Supplemental and/or Concentration Grants	LCFF Carryover — Percentage (Percentage from Prior Year)	10. Total Percentage to Increase or Improve Services for the Current School Year (6 divided by 9 + Carryover %)	7. Total Estimated Actual Expenditures for Contributing Actions (LCFF Funds)	8. Total Estimated Actual Percentage of Improved Services (%)	11. Estimated Actual Percentage of Increased or Improved Services (7 divided by 9, plus 8)	12. LCFF Carryover — Dollar Amount (Subtract 11 from 10 and multiply by 9)	13. LCFF Carryover — Percentage (12 divided by 9)
\$ -	\$ -	0.00%	0.00%	\$ 922,697	0.00%	0.00%	\$ -	0.00%

Instructions

[Plan Summary](#)

[Engaging Educational Partners](#)

[Goals and Actions](#)

[Increased or Improved Services for Foster Youth, English Learners, and Low-Income Students](#)

For additional questions or technical assistance related to the completion of the Local Control and Accountability Plan (LCAP) template, please contact the local county office of education (COE), or the California Department of Education's (CDE's) Local Agency Systems Support Office, by phone at 916-319-0809 or by email at lcff@cde.ca.gov.

Introduction and Instructions

The Local Control Funding Formula (LCFF) requires local educational agencies (LEAs) to engage their local educational partners in an annual planning process to evaluate their progress within eight state priority areas encompassing all statutory metrics (COEs have 10 state priorities). LEAs document the results of this planning process in the LCAP using the template adopted by the State Board of Education.

The LCAP development process serves three distinct, but related functions:

- **Comprehensive Strategic Planning:** The process of developing and annually updating the LCAP supports comprehensive strategic planning (*California Education Code [EC] Section 52064[e][1]*). Strategic planning that is comprehensive connects budgetary decisions to teaching and learning performance data. LEAs should continually evaluate the hard choices they make about the use of limited resources to meet student and community needs to ensure opportunities and outcomes are improved for all students.
- **Meaningful Engagement of Educational Partners:** The LCAP development process should result in an LCAP that reflects decisions made through meaningful engagement (*EC Section 52064[e][1]*). Local educational partners possess valuable perspectives and insights about an LEA's programs and services. Effective strategic planning will incorporate these perspectives and insights in order to identify potential goals and actions to be included in the LCAP.
- **Accountability and Compliance:** The LCAP serves an important accountability function because aspects of the LCAP template require LEAs to show that they have complied with various requirements specified in the LCFF statutes and regulations, most notably:
 - Demonstrating that LEAs are increasing or improving services for foster youth, English learners, and low-income students in proportion to the amount of additional funding those students generate under LCFF (*EC Section 52064[b][4-6]*).

- o Establishing goals, supported by actions and related expenditures, that address the statutory priority areas and statutory metrics (*EC* sections 52064[b][1] and [2]).
- o Annually reviewing and updating the LCAP to reflect progress toward the goals (*EC* Section 52064[b][7]).

The LCAP template, like each LEA's final adopted LCAP, is a document, not a process. LEAs must use the template to memorialize the outcome of their LCAP development process, which should: (a) reflect comprehensive strategic planning (b) through meaningful engagement with educational partners that (c) meets legal requirements, as reflected in the final adopted LCAP. The sections included within the LCAP template do not and cannot reflect the full development process, just as the LCAP template itself is not intended as a tool for engaging educational partners.

If a county superintendent of schools has jurisdiction over a single school district, the county board of education and the governing board of the school district may adopt and file for review and approval a single LCAP consistent with the requirements in *EC* sections 52060, 52062, 52066, 52068, and 52070. The LCAP must clearly articulate to which entity's budget (school district or county superintendent of schools) all budgeted and actual expenditures are aligned.

The revised LCAP template for the 2021–22, 2022–23, and 2023–24 school years reflects statutory changes made through Assembly Bill 1840 (Committee on Budget), Chapter 243, Statutes of 2018. These statutory changes enhance transparency regarding expenditures on actions included in the LCAP, including actions that contribute to meeting the requirement to increase or improve services for foster youth, English learners, and low-income students, and to streamline the information presented within the LCAP to make adopted LCAPs more accessible for educational partners and the public.

At its most basic, the adopted LCAP should attempt to distill not just what the LEA is doing for students in transitional kindergarten through grade twelve (TK–12), but also allow educational partners to understand why, and whether those strategies are leading to improved opportunities and outcomes for students. LEAs are strongly encouraged to use language and a level of detail in their adopted LCAPs intended to be meaningful and accessible for the LEA's diverse educational partners and the broader public.

In developing and finalizing the LCAP for adoption, LEAs are encouraged to keep the following overarching frame at the forefront of the strategic planning and educational partner engagement functions:

Given present performance across the state priorities and on indicators in the California School Dashboard (Dashboard), how is the LEA using its budgetary resources to respond to TK–12 student and community needs, and address any performance gaps, including by meeting its obligation to increase or improve services for foster youth, English learners, and low-income students?

LEAs are encouraged to focus on a set of metrics and actions that the LEA believes, based on input gathered from educational partners, research, and experience, will have the biggest impact on behalf of its TK–12 students.

These instructions address the requirements for each section of the LCAP, but may include information about effective practices when developing the LCAP and completing the LCAP itself. Additionally, information is included at the beginning of each section emphasizing the purpose that each section serves.

Plan Summary

Purpose

A well-developed Plan Summary section provides a meaningful context for the LCAP. This section provides information about an LEA's community as well as relevant information about student needs and performance. In order to provide a meaningful context for the rest of the LCAP, the content of this section should be clearly and meaningfully related to the content included in the subsequent sections of the LCAP.

Requirements and Instructions

General Information – Briefly describe the LEA, its schools, and its students in grades TK–12, as applicable to the LEA. For example, information about an LEA in terms of geography, enrollment, or employment, the number and size of specific schools, recent community challenges, and other such information as an LEA wishes to include can enable a reader to more fully understand an LEA's LCAP.

Reflections: Successes – Based on a review of performance on the state indicators and local performance indicators included in the Dashboard, progress toward LCAP goals, local self-assessment tools, input from educational partners, and any other information, what progress is the LEA most proud of and how does the LEA plan to maintain or build upon that success? This may include identifying specific examples of how past increases or improvements in services for foster youth, English learners, and low-income students have led to improved performance for these students.

Reflections: Identified Need – Referring to the Dashboard, identify: (a) any state indicator for which overall performance was in the “Red” or “Orange” performance category or any local indicator where the LEA received a “Not Met” or “Not Met for Two or More Years” rating AND (b) any state indicator for which performance for any student group was two or more performance levels below the “all student” performance. What steps is the LEA planning to take to address these areas of low performance and performance gaps? An LEA that is required to include a goal to address one or more consistently low-performing student groups or low-performing schools must identify that it is required to include this goal and must also identify the applicable student group(s) and/or school(s). Other needs may be identified using locally collected data including data collected to inform the self-reflection tools and reporting local indicators on the Dashboard.

LCAP Highlights – Identify and briefly summarize the key features of this year's LCAP.

Comprehensive Support and Improvement – An LEA with a school or schools identified for comprehensive support and improvement (CSI) under the Every Student Succeeds Act must respond to the following prompts:

- **Schools Identified:** Identify the schools within the LEA that have been identified for CSI.
- **Support for Identified Schools:** Describe how the LEA has or will support the identified schools in developing CSI plans that included a school-level needs assessment, evidence-based interventions, and the identification of any resource inequities to be addressed through the implementation of the CSI plan.
- **Monitoring and Evaluating Effectiveness:** Describe how the LEA will monitor and evaluate the implementation and effectiveness of the CSI plan to support student and school improvement.

Engaging Educational Partners

Purpose

Significant and purposeful engagement of parents, students, educators, and other educational partners, including those representing the student groups identified by LCFF, is critical to the development of the LCAP and the budget process. Consistent with statute, such engagement should support comprehensive strategic planning, accountability, and improvement across the state priorities and locally identified priorities (*EC* Section 52064[e][1]). Engagement of educational partners is an ongoing, annual process.

This section is designed to reflect how the engagement of educational partners influenced the decisions reflected in the adopted LCAP. The goal is to allow educational partners that participated in the LCAP development process and the broader public understand how the LEA engaged educational partners and the impact of that engagement. LEAs are encouraged to keep this goal in the forefront when completing this section.

Statute and regulations specify the educational partners that school districts and COEs must consult when developing the LCAP: teachers, principals, administrators, other school personnel, local bargaining units of the LEA, parents, and students. Before adopting the LCAP, school districts and COEs must share it with the Parent Advisory Committee and, if applicable, to its English Learner Parent Advisory Committee. The superintendent is required by statute to respond in writing to the comments received from these committees. School districts and COEs must also consult with the special education local plan area administrator(s) when developing the LCAP.

Statute requires charter schools to consult with teachers, principals, administrators, other school personnel, parents, and students in developing the LCAP. The LCAP should also be shared with, and LEAs should request input from, schoolsite-level advisory groups, as applicable (e.g., schoolsite councils, English Learner Advisory Councils, student advisory groups, etc.), to facilitate alignment between schoolsite and district-level goals and actions.

Information and resources that support effective engagement, define student consultation, and provide the requirements for advisory group composition, can be found under Resources on the following web page of the CDE's website: <https://www.cde.ca.gov/re/lc/>.

Requirements and Instructions

Below is an excerpt from the 2018–19 *Guide for Annual Audits of K–12 Local Education Agencies and State Compliance Reporting*, which is provided to highlight the legal requirements for engagement of educational partners in the LCAP development process:

Local Control and Accountability Plan:

For county offices of education and school districts only, verify the LEA:

- a) Presented the local control and accountability plan to the parent advisory committee in accordance with Education Code section 52062(a)(1) or 52068(a)(1), as appropriate.
- b) If applicable, presented the local control and accountability plan to the English learner parent advisory committee, in accordance with Education Code section 52062(a)(2) or 52068(a)(2), as appropriate.
- c) Notified members of the public of the opportunity to submit comments regarding specific actions and expenditures proposed to be included in the local control and accountability plan in accordance with Education Code section 52062(a)(3) or 52068(a)(3), as appropriate.
- d) Held at least one public hearing in accordance with Education Code section 52062(b)(1) or 52068(b)(1), as appropriate.
- e) Adopted the local control and accountability plan in a public meeting in accordance with Education Code section 52062(b)(2) or 52068(b)(2), as appropriate.

Prompt 1: “A summary of the process used to engage educational partners and how this engagement was considered before finalizing the LCAP.”

Describe the engagement process used by the LEA to involve educational partners in the development of the LCAP, including, at a minimum, describing how the LEA met its obligation to consult with all statutorily required educational partners as applicable to the type of LEA. A sufficient response to this prompt must include general information about the timeline of the process and meetings or other engagement strategies with educational partners. A response may also include information about an LEA’s philosophical approach to engaging its educational partners.

Prompt 2: “A summary of the feedback provided by specific educational partners.”

Describe and summarize the feedback provided by specific educational partners. A sufficient response to this prompt will indicate ideas, trends, or inputs that emerged from an analysis of the feedback received from educational partners.

Prompt 3: “A description of the aspects of the LCAP that were influenced by specific input from educational partners.”

A sufficient response to this prompt will provide educational partners and the public with clear, specific information about how the engagement process influenced the development of the LCAP. The response must describe aspects of the LCAP that were influenced by or developed in response to the educational partner feedback described in response to Prompt 2. This may include a description of how the LEA prioritized requests of educational partners within the context of the budgetary resources available or otherwise prioritized areas of focus within the LCAP. For the purposes of this prompt, “aspects” of an LCAP that may have been influenced by educational partner input can include, but are not necessarily limited to:

- Inclusion of a goal or decision to pursue a Focus Goal (as described below)
- Inclusion of metrics other than the statutorily required metrics
- Determination of the desired outcome on one or more metrics
- Inclusion of performance by one or more student groups in the Measuring and Reporting Results subsection
- Inclusion of action(s) or a group of actions
- Elimination of action(s) or group of actions
- Changes to the level of proposed expenditures for one or more actions
- Inclusion of action(s) as contributing to increased or improved services for unduplicated students
- Determination of effectiveness of the specific actions to achieve the goal
- Determination of material differences in expenditures
- Determination of changes made to a goal for the ensuing LCAP year based on the annual update process
- Determination of challenges or successes in the implementation of actions

Goals and Actions

Purpose

Well-developed goals will clearly communicate to educational partners what the LEA plans to accomplish, what the LEA plans to do in order to accomplish the goal, and how the LEA will know when it has accomplished the goal. A goal statement, associated metrics and expected outcomes, and the actions included in the goal should be in alignment. The explanation for why the LEA included a goal is an opportunity for LEAs to clearly communicate to educational partners and the public why, among the various strengths and areas for improvement highlighted by performance data and strategies and actions that could be pursued, the LEA decided to pursue this goal, and the related metrics, expected outcomes, actions, and expenditures.

A well-developed goal can be focused on the performance relative to a metric or metrics for all students, a specific student group(s), narrowing performance gaps, or implementing programs or strategies expected to impact outcomes. LEAs should assess the performance of their student groups when developing goals and the related actions to achieve such goals.

Requirements and Instructions

LEAs should prioritize the goals, specific actions, and related expenditures included within the LCAP within one or more state priorities. LEAs should consider performance on the state and local indicators, including their locally collected and reported data for the local indicators that are included in the Dashboard in determining whether and how to prioritize its goals within the LCAP.

In order to support prioritization of goals, the LCAP template provides LEAs with the option of developing three different kinds of goals:

- **Focus Goal:** A Focus Goal is relatively more concentrated in scope and may focus on a fewer number of metrics to measure improvement. A Focus Goal statement will be time bound and make clear how the goal is to be measured.
- **Broad Goal:** A Broad Goal is relatively less concentrated in its scope and may focus on improving performance across a wide range of metrics.
- **Maintenance of Progress Goal:** A Maintenance of Progress Goal includes actions that may be ongoing without significant changes and allows an LEA to track performance on any metrics not addressed in the other goals of the LCAP.

At a minimum, the LCAP must address all LCFF priorities and associated metrics.

Focus Goal(s)

Goal Description: The description provided for a Focus Goal must be specific, measurable, and time bound. An LEA develops a Focus Goal to address areas of need that may require or benefit from a more specific and data intensive approach. The Focus Goal can explicitly reference the metric(s) by which achievement of the goal will be measured and the time frame according to which the LEA expects to achieve the goal.

Explanation of why the LEA has developed this goal: Explain why the LEA has chosen to prioritize this goal. An explanation must be based on Dashboard data or other locally collected data. LEAs must describe how the LEA identified this goal for focused attention, including relevant consultation with educational partners. LEAs are encouraged to promote transparency and understanding around the decision to pursue a focus goal.

Broad Goal

Goal Description: Describe what the LEA plans to achieve through the actions included in the goal. The description of a broad goal will be clearly aligned with the expected measurable outcomes included for the goal. The goal description organizes the actions and expected outcomes in a cohesive and consistent manner. A goal description is specific enough to be measurable in either quantitative or qualitative terms. A broad goal is not as specific as a focus goal. While it is specific enough to be measurable, there are many different metrics for measuring progress toward the goal.

Explanation of why the LEA has developed this goal: Explain why the LEA developed this goal and how the actions and metrics grouped together will help achieve the goal.

Maintenance of Progress Goal

Goal Description: Describe how the LEA intends to maintain the progress made in the LCFF State Priorities not addressed by the other goals in the LCAP. Use this type of goal to address the state priorities and applicable metrics not addressed within the other goals in the LCAP. The state priorities and metrics to be addressed in this section are those for which the LEA, in consultation with educational partners, has determined to maintain actions and monitor progress while focusing implementation efforts on the actions covered by other goals in the LCAP.

Explanation of why the LEA has developed this goal: Explain how the actions will sustain the progress exemplified by the related metrics.

Required Goals

In general, LEAs have flexibility in determining what goals to include in the LCAP and what those goals will address; however, beginning with the development of the 2022–23 LCAP, LEAs that meet certain criteria are required to include a specific goal in their LCAP.

Consistently low-performing student group(s) criteria: An LEA is eligible for Differentiated Assistance for three or more consecutive years based on the performance of the same student group or groups in the Dashboard. A list of the LEAs required to include a goal in the LCAP based on student group performance, and the student group(s) that lead to identification, may be found on the CDE’s Local Control Funding Formula web page at <https://www.cde.ca.gov/fg/aa/lc/>.

- **Consistently low-performing student group(s) goal requirement:** An LEA meeting the consistently low-performing student group(s) criteria must include a goal in its LCAP focused on improving the performance of the student group or groups that led to the LEA’s eligibility for Differentiated Assistance. This goal must include metrics, outcomes, actions, and expenditures specific to addressing the needs of, and improving outcomes for, this student group or groups. An LEA required to address multiple student groups is not required to have a goal to address each student group; however, each student group must be specifically addressed in the goal. This requirement may not be met by combining this required goal with another goal.
- **Goal Description:** Describe the outcomes the LEA plans to achieve to address the needs of, and improve outcomes for, the student group or groups that led to the LEA’s eligibility for Differentiated Assistance.
- **Explanation of why the LEA has developed this goal:** Explain why the LEA is required to develop this goal, including identifying the student group(s) that lead to the LEA being required to develop this goal, how the actions and associated metrics included in this goal differ from previous efforts to improve outcomes for the student group(s), and why the LEA believes the actions, metrics, and expenditures included in this goal will help achieve the outcomes identified in the goal description.

Low-performing school(s) criteria: The following criteria only applies to a school district or COE with two or more schools; it does not apply to a single-school district. A school district or COE has one or more schools that, for two consecutive years, received the two lowest performance levels on all but one of the state indicators for which the school(s) receive performance levels in the Dashboard and the performance of the “All Students” student group for the LEA is at least one performance level higher in all of those indicators. A list of the LEAs required to include a goal in the LCAP based on school performance, and the school(s) that lead to identification, may be found on the CDE’s Local Control Funding Formula web page at <https://www.cde.ca.gov/fg/aa/lc/>.

- **Low-performing school(s) goal requirement:** A school district or COE meeting the low-performing school(s) criteria must include a goal in its LCAP focusing on addressing the disparities in performance between the school(s) and the LEA as a whole. This goal must include metrics, outcomes, actions, and expenditures specific to addressing the needs of, and improving outcomes for, the students enrolled at the low-performing school or schools. An LEA required to address multiple schools is not required to have a goal to address each school; however, each school must be specifically addressed in the goal. This requirement may not be met by combining this goal with another goal.
- **Goal Description:** Describe what outcomes the LEA plans to achieve to address the disparities in performance between the students enrolled at the low-performing school(s) and the students enrolled at the LEA as a whole.
- **Explanation of why the LEA has developed this goal:** Explain why the LEA is required to develop this goal, including identifying the schools(s) that lead to the LEA being required to develop this goal; how the actions and associated metrics included in this goal differ from previous efforts to improve outcomes for the school(s); and why the LEA believes the actions, metrics, and expenditures included in this goal will help achieve the outcomes for students enrolled at the low-performing school or schools identified in the goal description.

Measuring and Reporting Results:

For each LCAP year, identify the metric(s) that the LEA will use to track progress toward the expected outcomes. LEAs are encouraged to identify metrics for specific student groups, as appropriate, including expected outcomes that would reflect narrowing of any existing performance gaps.

Include in the baseline column the most recent data associated with this metric available at the time of adoption of the LCAP for the first year of the three-year plan. LEAs may use data as reported on the 2019 Dashboard for the baseline of a metric only if that data represents the most recent available (e.g., high school graduation rate).

Using the most recent data available may involve reviewing data the LEA is preparing for submission to the California Longitudinal Pupil Achievement Data System (CALPADS) or data that the LEA has recently submitted to CALPADS. Because final 2020–21 outcomes on some metrics may not be computable at the time the 2021–24 LCAP is adopted (e.g., graduation rate, suspension rate), the most recent data available may include a point in time calculation taken each year on the same date for comparability purposes.

The baseline data shall remain unchanged throughout the three-year LCAP.

Complete the table as follows:

- **Metric:** Indicate how progress is being measured using a metric.
- **Baseline:** Enter the baseline when completing the LCAP for 2021–22. As described above, the baseline is the most recent data associated with a metric. Indicate the school year to which the data applies, consistent with the instructions above.
- **Year 1 Outcome:** When completing the LCAP for 2022–23, enter the most recent data available. Indicate the school year to which the data applies, consistent with the instructions above.
- **Year 2 Outcome:** When completing the LCAP for 2023–24, enter the most recent data available. Indicate the school year to which the data applies, consistent with the instructions above.
- **Year 3 Outcome:** When completing the LCAP for 2024–25, enter the most recent data available. Indicate the school year to which the data applies, consistent with the instructions above. The 2024–25 LCAP will be the first year in the next three-year cycle. Completing this column will be part of the Annual Update for that year.
- **Desired Outcome for 2023–24:** When completing the first year of the LCAP, enter the desired outcome for the relevant metric the LEA expects to achieve by the end of the 2023–24 LCAP year.

Timeline for completing the “**Measuring and Reporting Results**” part of the Goal.

Metric	Baseline	Year 1 Outcome	Year 2 Outcome	Year 3 Outcome	Desired Outcome for Year 3 (2023–24)
Enter information in this box when completing the LCAP for 2021–22 .	Enter information in this box when completing the LCAP for 2021–22 .	Enter information in this box when completing the LCAP for 2022–23 . Leave blank until then.	Enter information in this box when completing the LCAP for 2023–24 . Leave blank until then.	Enter information in this box when completing the LCAP for 2024–25 . Leave blank until then.	Enter information in this box when completing the LCAP for 2021–22 or when adding a new metric.

The metrics may be quantitative or qualitative; but at minimum, an LEA's LCAP must include goals that are measured using all of the applicable metrics for the related state priorities, in each LCAP year as applicable to the type of LEA. To the extent a state priority does not specify one or more metrics (e.g., implementation of state academic content and performance standards), the LEA must identify a metric to use within the LCAP. For these state priorities, LEAs are encouraged to use metrics based on or reported through the relevant self-reflection tool for local indicators within the Dashboard.

Actions: Enter the action number. Provide a short title for the action. This title will also appear in the action tables. Provide a description of the action. Enter the total amount of expenditures associated with this action. Budgeted expenditures from specific fund sources will be provided in the summary tables. Indicate whether the action contributes to meeting the increase or improved services requirement as described in the Increased or Improved Services section using a "Y" for Yes or an "N" for No. (**Note:** for each such action offered on an LEA-wide or schoolwide basis, the LEA will need to provide additional information in the Increased or Improved Summary Section to address the requirements in *California Code of Regulations*, Title 5 [5 CCR] Section 15496(b) in the Increased or Improved Services Section of the LCAP).

Actions for English Learners: School districts, COEs, and charter schools that have a numerically significant English learner student subgroup must include specific actions in the LCAP related to, at a minimum, the language acquisition programs, as defined in *EC* Section 306, provided to students and professional development activities specific to English learners.

Actions for Foster Youth: School districts, COEs, and charter schools that have a numerically significant Foster Youth student subgroup are encouraged to include specific actions in the LCAP designed to meet needs specific to Foster Youth students.

Goal Analysis:

Enter the LCAP Year.

Using actual annual measurable outcome data, including data from the Dashboard, analyze whether the planned actions were effective in achieving the goal. Respond to the prompts as instructed.

- Describe the overall implementation of the actions to achieve the articulated goal. Include a discussion of relevant challenges and successes experienced with the implementation process. This must include any instance where the LEA did not implement a planned action or implemented a planned action in a manner that differs substantively from how it was described in the adopted LCAP.
- Explain material differences between Budgeted Expenditures and Estimated Actual Expenditures and between the Planned Percentages of Improved Services and Estimated Actual Percentages of Improved Services, as applicable. Minor variances in expenditures or percentages do not need to be addressed, and a dollar-for-dollar accounting is not required.
- Describe the effectiveness of the specific actions to achieve the articulated goal as measured by the LEA. In some cases, not all actions in a goal will be intended to improve performance on all of the metrics associated with the goal. When responding to this prompt, LEAs

may assess the effectiveness of a single action or group of actions within the goal in the context of performance on a single metric or group of specific metrics within the goal that are applicable to the action(s). Grouping actions with metrics will allow for more robust analysis of whether the strategy the LEA is using to impact a specified set of metrics is working and increase transparency for educational partners. LEAs are encouraged to use such an approach when goals include multiple actions and metrics that are not closely associated.

- Describe any changes made to this goal, expected outcomes, metrics, or actions to achieve this goal as a result of this analysis and analysis of the data provided in the Dashboard or other local data, as applicable.

Increased or Improved Services for Foster Youth, English Learners, and Low-Income Students

Purpose

A well-written Increased or Improved Services section provides educational partners with a comprehensive description, within a single dedicated section, of how an LEA plans to increase or improve services for its unduplicated students in grades TK–12 as compared to all students in grades TK–12, as applicable, and how LEA-wide or schoolwide actions identified for this purpose meet regulatory requirements. Descriptions provided should include sufficient detail yet be sufficiently succinct to promote a broader understanding of educational partners to facilitate their ability to provide input. An LEA's description in this section must align with the actions included in the Goals and Actions section as contributing.

Requirements and Instructions

Projected LCFF Supplemental and/or Concentration Grants: Specify the amount of LCFF supplemental and concentration grant funds the LEA estimates it will receive in the coming year based on the number and concentration of low income, foster youth, and English learner students.

Projected Additional LCFF Concentration Grant (15 percent): Specify the amount of additional LCFF concentration grant add-on funding, as described in *EC* Section 42238.02, that the LEA estimates it will receive in the coming year.

Projected Percentage to Increase or Improve Services for the Coming School Year: Specify the estimated percentage by which services for unduplicated pupils must be increased or improved as compared to the services provided to all students in the LCAP year as calculated pursuant to 5 *CCR* Section 15496(a)(7).

LCFF Carryover — Percentage: Specify the LCFF Carryover — Percentage identified in the LCFF Carryover Table. If a carryover percentage is not identified in the LCFF Carryover Table, specify a percentage of zero (0.00%).

LCFF Carryover — Dollar: Specify the LCFF Carryover — Dollar amount identified in the LCFF Carryover Table. If a carryover amount is not identified in the LCFF Carryover Table, specify an amount of zero (\$0).

Total Percentage to Increase or Improve Services for the Coming School Year: Add the Projected Percentage to Increase or Improve Services for the Coming School Year and the Proportional LCFF Required Carryover Percentage and specify the percentage. This is the LEAs percentage by which services for unduplicated pupils must be increased or improved as compared to the services provided to all students in the LCAP year, as calculated pursuant to 5 CCR Section 15496(a)(7).

Required Descriptions:

For each action being provided to an entire school, or across the entire school district or COE, an explanation of (1) how the needs of foster youth, English learners, and low-income students were considered first, and (2) how these actions are effective in meeting the goals for these students.

For each action included in the Goals and Actions section as contributing to the increased or improved services requirement for unduplicated pupils and provided on an LEA-wide or schoolwide basis, the LEA must include an explanation consistent with 5 CCR Section 15496(b). For any such actions continued into the 2021–24 LCAP from the 2017–2020 LCAP, the LEA must determine whether or not the action was effective as expected, and this determination must reflect evidence of outcome data or actual implementation to date.

Principally Directed and Effective: An LEA demonstrates how an action is principally directed towards and effective in meeting the LEA’s goals for unduplicated students when the LEA explains how:

- It considers the needs, conditions, or circumstances of its unduplicated pupils;
- The action, or aspect(s) of the action (including, for example, its design, content, methods, or location), is based on these considerations; and
- The action is intended to help achieve an expected measurable outcome of the associated goal.

As such, the response provided in this section may rely on a needs assessment of unduplicated students.

Conclusory statements that a service will help achieve an expected outcome for the goal, without an explicit connection or further explanation as to how, are not sufficient. Further, simply stating that an LEA has a high enrollment percentage of a specific student group or groups does not meet the increase or improve services standard because enrolling students is not the same as serving students.

For example, if an LEA determines that low-income students have a significantly lower attendance rate than the attendance rate for all students, it might justify LEA-wide or schoolwide actions to address this area of need in the following way:

After assessing the needs, conditions, and circumstances of our low-income students, we learned that the attendance rate of our low-income students is 7 percent lower than the attendance rate for all students. (Needs, Conditions, Circumstances [Principally Directed])

In order to address this condition of our low-income students, we will develop and implement a new attendance program that is designed to address some of the major causes of absenteeism, including lack of reliable transportation and food, as well as a school climate that does not emphasize the importance of attendance. Goal N, Actions X, Y, and Z provide additional transportation and nutritional resources as well as a districtwide educational campaign on the benefits of high attendance rates. (Contributing Action[s])

These actions are being provided on an LEA-wide basis and we expect/hope that all students with less than a 100 percent attendance rate will benefit. However, because of the significantly lower attendance rate of low-income students, and because the actions meet needs most associated with the chronic stresses and experiences of a socio-economically disadvantaged status, we expect that the attendance rate for our low-income students will increase significantly more than the average attendance rate of all other students. (Measurable Outcomes [Effective In])

COEs and Charter Schools: Describe how actions included as contributing to meeting the increased or improved services requirement on an LEA-wide basis are principally directed to and effective in meeting its goals for unduplicated pupils in the state and any local priorities as described above. In the case of COEs and charter schools, schoolwide and LEA-wide are considered to be synonymous.

For School Districts Only:

Actions Provided on an LEA-Wide Basis:

Unduplicated Percentage > 55 percent: For school districts with an unduplicated pupil percentage of 55 percent or more, describe how these actions are principally directed to and effective in meeting its goals for unduplicated pupils in the state and any local priorities as described above.

Unduplicated Percentage < 55 percent: For school districts with an unduplicated pupil percentage of less than 55 percent, describe how these actions are principally directed to and effective in meeting its goals for unduplicated pupils in the state and any local priorities. Also describe how the actions **are the most effective use of the funds** to meet these goals for its unduplicated pupils. Provide the basis for this determination, including any alternatives considered, supporting research, experience, or educational theory.

Actions Provided on a Schoolwide Basis:

School Districts must identify in the description those actions being funded and provided on a schoolwide basis, and include the required description supporting the use of the funds on a schoolwide basis.

For schools with 40 percent or more enrollment of unduplicated pupils: Describe how these actions are principally directed to and effective in meeting its goals for its unduplicated pupils in the state and any local priorities.

For school districts expending funds on a schoolwide basis at a school with less than 40 percent enrollment of unduplicated pupils: Describe how these actions are principally directed to and how the actions are the most effective use of the funds to meet its goals for foster youth, English learners, and low-income students in the state and any local priorities.

A description of how services for foster youth, English learners, and low-income students are being increased or improved by the percentage required.

Consistent with the requirements of 5 CCR Section 15496, describe how services provided for unduplicated pupils are increased or improved by at least the percentage calculated as compared to the services provided for all students in the LCAP year. To improve services means to grow services in quality and to increase services means to grow services in quantity. Services are increased or improved by those actions in the LCAP that are included in the Goals and Actions section as contributing to the increased or improved services requirement, whether they are provided on an LEA-wide or schoolwide basis or provided on a limited basis to unduplicated students. A limited action is an action that only serves foster youth, English learners, and/or low-income students. This description must address how these action(s) are expected to result in the required proportional increase or improvement in services for unduplicated pupils as compared to the services the LEA provides to all students for the relevant LCAP year.

For any action contributing to meeting the increased or improved services requirement that is associated with a Planned Percentage of Improved Services in the Contributing Summary Table rather than an expenditure of LCFF funds, describe the methodology that was used to determine the contribution of the action towards the proportional percentage. See the instructions for determining the Planned Percentage of Improved Services for information on calculating the Percentage of Improved Services.

A description of the plan for how the additional concentration grant add-on funding identified above will be used to increase the number of staff providing direct services to students at schools that have a high concentration (above 55 percent) of foster youth, English learners, and low-income students, as applicable.

An LEA that receives the additional concentration grant add-on described in EC Section 42238.02 is required to demonstrate how it is using these funds to increase the number of staff who provide direct services to students at schools with an enrollment of unduplicated students that is greater than 55 percent as compared to the number of staff who provide direct services to students at schools with an enrollment of unduplicated students that is equal to or less than 55 percent. The staff who provide direct services to students must be certificated staff and/or classified staff employed by the LEA; classified staff includes custodial staff.

Provide the following descriptions, as applicable to the LEA:

An LEA that does not receive a concentration grant or the concentration grant add-on must indicate that a response to this prompt is not applicable.

Identify the goal and action numbers of the actions in the LCAP that the LEA is implementing to meet the requirement to increase the number of staff who provide direct services to students at schools with an enrollment of unduplicated students that is greater than 55 percent.

An LEA that does not have comparison schools from which to describe how it is using the concentration grant add-on funds, such as an LEA that only has schools with an enrollment of unduplicated students that is greater than 55 percent, must describe how it is using the funds to increase the number of credentialed staff, classified staff, or both, including custodial staff, who provide direct services to students at selected schools and the criteria used to determine which schools require additional staffing support.

In the event that an additional concentration grant add-on is not sufficient to increase staff providing direct services to students at a school with an enrollment of unduplicated students that is greater than 55 percent, the LEA must describe how it is using the funds to retain staff providing direct services to students at a school with an enrollment of unduplicated students that is greater than 55 percent.

Complete the table as follows:

- Provide the staff-to-student ratio of classified staff providing direct services to students with a concentration of unduplicated students that is 55 percent or less and the staff-to-student ratio of classified staff providing direct services to students at schools with a concentration of unduplicated students that is greater than 55 percent, as applicable to the LEA. The LEA may group its schools by grade span (Elementary, Middle/Junior High, and High Schools), as applicable to the LEA. The staff-to-student ratio must be based on the number of full time equivalent (FTE) staff and the number of enrolled students as counted on the first Wednesday in October of each year.
- Provide the staff-to-student ratio of certificated staff providing direct services to students at schools with a concentration of unduplicated students that is 55 percent or less and the staff-to-student ratio of certificated staff providing direct services to students at schools with a concentration of unduplicated students that is greater than 55 percent, as applicable to the LEA. The LEA may group its schools by grade span (Elementary, Middle/Junior High, and High Schools), as applicable to the LEA. The staff-to-student ratio must be based on the number of FTE staff and the number of enrolled students as counted on the first Wednesday in October of each year.

Action Tables

Complete the Data Entry Table for each action in the LCAP. The information entered into this table will automatically populate the other Action Tables. Information is only entered into the Data Entry Table, the Annual Update Table, the Contributing Actions Annual Update Table, and the LCFF Carryover Table. With the exception of the Data Entry Table, the word “input” has been added to column headers to aid in identifying the column(s) where information will be entered. Information is not entered on the remaining Action tables.

The following tables are required to be included as part of the LCAP adopted by the local governing board or governing body:

- Table 1: Total Planned Expenditures Table (for the coming LCAP Year)
- Table 2: Contributing Actions Table (for the coming LCAP Year)
- Table 3: Annual Update Table (for the current LCAP Year)
- Table 4: Contributing Actions Annual Update Table (for the current LCAP Year)
- Table 5: LCFF Carryover Table (for the current LCAP Year)

Note: The coming LCAP Year is the year that is being planned for, while the current LCAP year is the current year of implementation. For example, when developing the 2022–23 LCAP, 2022–23 will be the coming LCAP Year and 2021–22 will be the current LCAP Year.

Data Entry Table

The Data Entry Table may be included in the LCAP as adopted by the local governing board or governing body, but is not required to be included. In the Data Entry Table, input the following information for each action in the LCAP for that applicable LCAP year:

- **LCAP Year:** Identify the applicable LCAP Year.
- **1. Projected LCFF Base Grant:** Provide the total amount of LCFF funding the LEA estimates it will receive for the coming school year, excluding the supplemental and concentration grants and the add-ons for the Targeted Instructional Improvement Grant Program and the Home to School Transportation Program, pursuant to 5 CCR Section 15496(a)(8).

See *EC* sections 2574 (for COEs) and 42238.02 (for school districts and charter schools), as applicable, for LCFF apportionment calculations.
- **2. Projected LCFF Supplemental and/or Concentration Grants:** Provide the total amount of LCFF supplemental and concentration grants the LEA estimates it will receive on the basis of the number and concentration of unduplicated students for the coming school year.
- **3. Projected Percentage to Increase or Improve Services for the Coming School Year:** This percentage will not be entered; it is calculated based on the Projected LCFF Base Grant and the Projected LCFF Supplemental and/or Concentration Grants, pursuant to 5 CCR Section 15496(a)(8). This is the percentage by which services for unduplicated pupils must be increased or improved as compared to the services provided to all students in the coming LCAP year.
- **LCFF Carryover — Percentage:** Specify the LCFF Carryover — Percentage identified in the LCFF Carryover Table from the prior LCAP year. If a carryover percentage is not identified in the LCFF Carryover Table, specify a percentage of zero (0.00%).

- **Total Percentage to Increase or Improve Services for the Coming School Year:** This percentage will not be entered; it is calculated based on the Projected Percentage to Increase or Improve Services for the Coming School Year and the LCFF Carryover — Percentage. This is the percentage by which the LEA must increase or improve services for unduplicated pupils as compared to the services provided to all students in the coming LCAP year.
- **Goal #:** Enter the LCAP Goal number for the action.
- **Action #:** Enter the action’s number as indicated in the LCAP Goal.
- **Action Title:** Provide a title of the action.
- **Student Group(s):** Indicate the student group or groups who will be the primary beneficiary of the action by entering “All,” or by entering a specific student group or groups.
- **Contributing to Increased or Improved Services?:** Type “Yes” if the action **is** included as contributing to meeting the increased or improved services; OR, type “No” if the action is **not** included as contributing to meeting the increased or improved services.
- If “Yes” is entered into the Contributing column, then complete the following columns:
 - **Scope:** The scope of an action may be LEA-wide (i.e., districtwide, countywide, or charterwide), schoolwide, or limited. An action that is LEA-wide in scope upgrades the entire educational program of the LEA. An action that is schoolwide in scope upgrades the entire educational program of a single school. An action that is limited in its scope is an action that serves only one or more unduplicated student groups.
 - **Unduplicated Student Group(s):** Regardless of scope, contributing actions serve one or more unduplicated student groups. Indicate one or more unduplicated student groups for whom services are being increased or improved as compared to what all students receive.
 - **Location:** Identify the location where the action will be provided. If the action is provided to all schools within the LEA, the LEA must indicate “All Schools.” If the action is provided to specific schools within the LEA or specific grade spans only, the LEA must enter “Specific Schools” or “Specific Grade Spans.” Identify the individual school or a subset of schools or grade spans (e.g., all high schools or grades transitional kindergarten through grade five), as appropriate.
- **Time Span:** Enter “ongoing” if the action will be implemented for an indeterminate period of time. Otherwise, indicate the span of time for which the action will be implemented. For example, an LEA might enter “1 Year,” or “2 Years,” or “6 Months.”
- **Total Personnel:** Enter the total amount of personnel expenditures utilized to implement this action.

- **Total Non-Personnel:** This amount will be automatically calculated based on information provided in the Total Personnel column and the Total Funds column.
- **LCFF Funds:** Enter the total amount of LCFF funds utilized to implement this action, if any. LCFF funds include all funds that make up an LEA's total LCFF target (i.e., base grant, grade span adjustment, supplemental grant, concentration grant, Targeted Instructional Improvement Block Grant, and Home-To-School Transportation).
 - **Note:** For an action to contribute towards meeting the increased or improved services requirement it must include some measure of LCFF funding. The action may also include funding from other sources, however the extent to which an action contributes to meeting the increased or improved services requirement is based on the LCFF funding being used to implement the action.
- **Other State Funds:** Enter the total amount of Other State Funds utilized to implement this action, if any.
- **Local Funds:** Enter the total amount of Local Funds utilized to implement this action, if any.
- **Federal Funds:** Enter the total amount of Federal Funds utilized to implement this action, if any.
- **Total Funds:** This amount is automatically calculated based on amounts entered in the previous four columns.
- **Planned Percentage of Improved Services:** For any action identified as contributing, being provided on a Limited basis to unduplicated students, and that does not have funding associated with the action, enter the planned quality improvement anticipated for the action as a percentage rounded to the nearest hundredth (0.00%). A limited action is an action that only serves foster youth, English learners, and/or low-income students.
 - As noted in the instructions for the Increased or Improved Services section, when identifying a Planned Percentage of Improved Services, the LEA must describe the methodology that it used to determine the contribution of the action towards the proportional percentage. The percentage of improved services for an action corresponds to the amount of LCFF funding that the LEA estimates it would expend to implement the action if it were funded.

For example, an LEA determines that there is a need to analyze data to ensure that instructional aides and expanded learning providers know what targeted supports to provide to students who are foster youth. The LEA could implement this action by hiring additional staff to collect and analyze data and to coordinate supports for students, which the LEA estimates would cost \$165,000. Instead, the LEA chooses to utilize a portion of existing staff time to analyze data relating to students who are foster youth. This analysis will then be shared with site principals who will use the data to coordinate services provided by instructional assistants and expanded learning providers to target support to students. In this example, the LEA would divide the estimated cost of \$165,000 by the amount of LCFF Funding identified in the Data Entry Table and then convert the quotient to a percentage. This percentage is the Planned Percentage of Improved Service for the action.

Contributing Actions Table

As noted above, information will not be entered in the Contributing Actions Table; however, the ‘Contributing to Increased or Improved Services?’ column will need to be checked to ensure that only actions with a “Yes” are displaying. If actions with a “No” are displayed or if actions that are contributing are not displaying in the column, use the drop-down menu in the column header to filter only the “Yes” responses.

Annual Update Table

In the Annual Update Table, provide the following information for each action in the LCAP for the relevant LCAP year:

- **Estimated Actual Expenditures:** Enter the total estimated actual expenditures to implement this action, if any.

Contributing Actions Annual Update Table

In the Contributing Actions Annual Update Table, check the ‘Contributing to Increased or Improved Services?’ column to ensure that only actions with a “Yes” are displaying. If actions with a “No” are displayed or if actions that are contributing are not displaying in the column, use the drop-down menu in the column header to filter only the “Yes” responses. Provide the following information for each contributing action in the LCAP for the relevant LCAP year:

- **6. Estimated Actual LCFF Supplemental and/or Concentration Grants:** Provide the total amount of LCFF supplemental and concentration grants the LEA estimates it will actually receive based on of the number and concentration of unduplicated students in the current school year.
- **Estimated Actual Expenditures for Contributing Actions:** Enter the total estimated actual expenditure of LCFF funds used to implement this action, if any.
- **Estimated Actual Percentage of Improved Services:** For any action identified as contributing, being provided on a Limited basis only to unduplicated students, and that does not have funding associated with the action, enter the total estimated actual quality improvement anticipated for the action as a percentage rounded to the nearest hundredth (0.00%).
 - o Building on the example provided above for calculating the Planned Percentage of Improved Services, the LEA in the example implements the action. As part of the annual update process, the LEA reviews implementation and student outcome data and determines that the action was implemented with fidelity and that outcomes for foster youth students improved. The LEA reviews the original estimated cost for the action and determines that had it hired additional staff to collect and analyze data and to coordinate supports for students that estimated actual cost would have been \$169,500 due to a cost of living adjustment. The LEA would divide the estimated actual cost of \$169,500 by the amount of LCFF Funding identified in the Data Entry Table and then convert the quotient to a percentage. This percentage is the Estimated Actual Percentage of Improved Services for the action.

LCFF Carryover Table

- **9. Estimated Actual LCFF Base Grant:** Provide the total amount of LCFF funding the LEA estimates it will receive for the current school year, excluding the supplemental and concentration grants and the add-ons for the Targeted Instructional Improvement Grant Program and the Home to School Transportation Program, pursuant to 5 CCR Section 15496(a)(8).
- **10. Total Percentage to Increase or Improve Services for the Current School Year:** This percentage will not be entered. The percentage is calculated based on the amounts of the Estimated Actual LCFF Base Grant (9) and the Estimated Actual LCFF Supplemental and/or Concentration Grants (6), pursuant to 5 CCR Section 15496(a)(8), plus the LCFF Carryover – Percentage from the prior year. This is the percentage by which services for unduplicated pupils must be increased or improved as compared to the services provided to all students in the current LCAP year.

Calculations in the Action Tables

To reduce the duplication of effort of LEAs, the Action Tables include functionality such as pre-population of fields and cells based on the information provided in the Data Entry Table, the Annual Update Summary Table, and the Contributing Actions Table. For transparency, the functionality and calculations used are provided below.

Contributing Actions Table

- 4. Total Planned Contributing Expenditures (LCFF Funds)
 - This amount is the total of the Planned Expenditures for Contributing Actions (LCFF Funds) column
- 5. Total Planned Percentage of Improved Services
 - This percentage is the total of the Planned Percentage of Improved Services column
- Planned Percentage to Increase or Improve Services for the coming school year (4 divided by 1, plus 5)
 - This percentage is calculated by dividing the Total Planned Contributing Expenditures (4) by the Projected LCFF Base Grant (1), converting the quotient to a percentage, and adding it to the Total Planned Percentage of Improved Services (5).

Contributing Actions Annual Update Table

Pursuant to *EC* Section 42238.07(c)(2), if the Total Planned Contributing Expenditures (4) is less than the Estimated Actual LCFF Supplemental and Concentration Grants (6), the LEA is required to calculate the difference between the Total Planned Percentage of Improved Services (5) and the Total Estimated Actual Percentage of Improved Services (7). If the Total Planned Contributing Expenditures (4) is equal to or greater

than the Estimated Actual LCFF Supplemental and Concentration Grants (6), the Difference Between Planned and Estimated Actual Percentage of Improved Services will display “Not Required.”

- 6. Estimated Actual LCFF Supplemental and Concentration Grants
 - This is the total amount of LCFF supplemental and concentration grants the LEA estimates it will actually receive based on of the number and concentration of unduplicated students in the current school year.
- 4. Total Planned Contributing Expenditures (LCFF Funds)
 - This amount is the total of the Last Year's Planned Expenditures for Contributing Actions (LCFF Funds)
- 7. Total Estimated Actual Expenditures for Contributing Actions
 - This amount is the total of the Estimated Actual Expenditures for Contributing Actions (LCFF Funds)
- Difference Between Planned and Estimated Actual Expenditures for Contributing Actions (Subtract 7 from 4)
 - This amount is the Total Estimated Actual Expenditures for Contributing Actions (7) subtracted from the Total Planned Contributing Expenditures (4)
- 5. Total Planned Percentage of Improved Services (%)
 - This amount is the total of the Planned Percentage of Improved Services column
- 8. Total Estimated Actual Percentage of Improved Services (%)
 - This amount is the total of the Estimated Actual Percentage of Improved Services column
- Difference Between Planned and Estimated Actual Percentage of Improved Services (Subtract 5 from 8)
 - This amount is the Total Planned Percentage of Improved Services (5) subtracted from the Total Estimated Actual Percentage of Improved Services (8)

LCFF Carryover Table

- 10. Total Percentage to Increase or Improve Services for the Current School Year (6 divided by 9 + Carryover %)

- o This percentage is the Estimated Actual LCFF Supplemental and/or Concentration Grants (6) divided by the Estimated Actual LCFF Base Grant (9) plus the LCFF Carryover – Percentage from the prior year.
- 11. Estimated Actual Percentage of Increased or Improved Services (7 divided by 9, plus 8)
 - o This percentage is the Total Estimated Actual Expenditures for Contributing Actions (7) divided by the LCFF Funding (9), then converting the quotient to a percentage and adding the Total Estimated Actual Percentage of Improved Services (8).
- 12. LCFF Carryover — Dollar Amount LCFF Carryover (Subtract 11 from 10 and multiply by 9)
 - o If the Estimated Actual Percentage of Increased or Improved Services (11) is less than the Estimated Actual Percentage to Increase or Improve Services (10), the LEA is required to carry over LCFF funds.

The amount of LCFF funds is calculated by subtracting the Estimated Actual Percentage to Increase or Improve Services (11) from the Estimated Actual Percentage of Increased or Improved Services (10) and then multiplying by the Estimated Actual LCFF Base Grant (9). This amount is the amount of LCFF funds that is required to be carried over to the coming year.

- 13. LCFF Carryover — Percentage (12 divided by 9)
 - o This percentage is the unmet portion of the Percentage to Increase or Improve Services that the LEA must carry over into the coming LCAP year. The percentage is calculated by dividing the LCFF Carryover (12) by the LCFF Funding (9).